TP ORTHODONTICS, INC.

PRODUCT CATALOG

TP Orthodontics, Inc.

tportho.com

cosmeticbraces.com

TP Orthodontics, Inc.

Product Catalog

1. Aesthetic Bracket Systems 1
2. Metal Bracket Systems 23
3. Tubes, Linguals and Bands 63
4. Wire 91
5. Intraoral/Extraoral 111
6. Elastics and Elastomers 129
7. Adhesives 137
8. Class II Correction 143
9. Pre-Finisher® Appliance and Bondable Lingual Retainers 147
10. Instruments 155
11. Office and Laboratory Supplies 165
12. Index. 179

TP Orthodontics, Inc.

AAOF
PLATINUM CORPORATE PARTNER

Ordering Information

UNITED STATES

WORLDWIDE HEADQUARTERS

TP Orthodontics, Inc.
100 Center Plaza
La Porte, Indiana 46350-9672
United States

Phone: 219 785 2591
Toll Free: 800 348 8856
Fax: 219 324 3029
E-mail: info@tportho.com

Send all lab appliances to above address.

WESTERN UNITED STATES

TP Orthodontics, Inc.
8501 East Princess Drive #200
Scottsdale, Arizona 85255-5481
United States

Phone: 480 559 9094
Toll Free: 800 348 8856
Fax: 480 559 9443
E-mail: info@tportho.com

EUROPE

TP Orthodontics Europe
Fountain Court
12 Bruntcliffe Way
Morley, Leeds, LS27 0JG
England

Phone: 44 (0) 113 2539192
Fax: 44 (0) 113 2539193
E-mail: tpeng@tportho.com

Austria, Belgium, Finland, France, Germany, Greece, Ireland, Italy, Netherlands, Poland, Portugal, Spain and Switzerland are served by Europe.

Austria
Phone/Fax: 0044 113 2526247

France
Phone/Fax: 0800 91 36 87

Germany
Phone/Fax: 0800 1 814719

Italy
Phone/Fax: 800 785 632

Portugal
Phone/Fax: 800 844 040

Spain
Phone/Fax: 900 988 933

Switzerland
Tel/Fax: 44 (0) 113 2526247

AUSTRALIA

TP (Australia) Pty. Ltd.
Level 3
369 Royal Parade
Parkville, Victoria 3052
Australia

Phone: 61 +3 9342 3200
Toll Free: 1 800 643 055
Fax: 61 +3 9349 4772
E-mail: tpaus@tportho.com

New Zealand and Singapore are served by Australia.

New Zealand
Phone: 0 800 449 074

Singapore
Phone: 800 6161 796
Fax: 800 6161 797

CHINA

TP Orthodontic Appliance (Wuxi) Co., Ltd.
Level 2, A2 Building
Liyuan Economic Development Zone
Wuxi, Jiangsu
P.R. China 214072

Phone: +86-510-8516 3367
Fax: +86-510-8516 5272
E-mail: tpchina@tportho.com

JAPAN

TP Orthodontics Japan
1-46-13 Nishigahara
Kita-ku
Tokyo 114-0024
Japan

Phone: 81 3 5961 3800
Fax: 81 3 5961 3805
E-mail: tpoj@tportho.com

MÉXICO

TP Orthodontics México,
S. de R.L. de C.V.
Av. Insurgentes Sur 1809-8° Piso
Col. Guadalupe Inn
C.P. 01020 México, D.F.
México

Phone: (55) 5662 56 67
Toll Free: 01 800 711 8035
Fax: (55) 5662 98 33
E-mail: tpmex@tportho.com

All countries in South America are served by México (with the exception of Brazil).

SOUTH AFRICA

TP Orthodontics SA (Pty) Ltd.
Fancourt Office Park
Cnr Felstead & Northumberland Avenue
Building 14, Ground Floor
Northriding, South Africa 2162
Tel: +27 (0) 11 100 0956

Phone: +27 (0) 11 100 0956
Fax: +27 (0) 86 552-8979
E-mail: tporthosa@tportho.com

FIND TPO ONLINE

Home Page and Ordering
tportho.com

TPO Patient Site
cosmeticbraces.com

TPO Custom Appliances
tportho.com/custom

facebook.com/tportho

linkedin.com/company/tp-orthodontics

youtube.com/tportho

NOTE

When ordering products, as a precaution against shipping errors, please furnish item number, quantity and description of product. Although a minimum order is not required, when possible please place orders with a total value of not less than $25.

Call TPO worldwide headquarters at 800-348-8856 for distributor contact information.

Terms and Conditions of Sale

Our commitment is to continually improve and enhance our products and their performance. TPO reserves the right to discontinue or modify the design of any product without prior notice.

Conditions

All prices are subject to change without notice. Prices are in effect on the day order is received.

TPO reserves the right to improve, modify or discontinue products and services at any time without incurring obligation. All products and services are guaranteed to be of the highest quality of materials and workmanship. TPO's sole responsibility in the event of any claimed defect is limited to the replacement of the material or credit of the purchase price. TPO will not be responsible for other claims for incidental and consequential damages.

Shipping Information

TPO reserves the right to ship orders using the most expeditious and cost-effective means available.

An invoice or packing slip will accompany each shipment. When packing slips are enclosed, an invoice will follow several days later. Invoices will reflect price of each item, applicable discounts, prepaid shipping charges and sales tax, if applicable. Shipments should be checked immediately upon receipt, and discrepancies called to the attention of TPO within 10 days for adjustment. On shipments to countries with limited insurance, TPO is not responsible for damaged or lost goods beyond the insurable limit.

TPO reserves the right to add a surcharge on special request orders.

Payment Terms

Please make payments within 30 days from date of invoice. Any invoice or other outstanding balance not paid within 30 days from date of invoice will be subject to a service charge of 1.5% per month or 18% annually. Statements are mailed by the 10th of each month. TPO, in addition to any other remedies available to it, may at its option, (i) defer further shipments until such payments are made and satisfactory credit arrangements are re-established, or (ii) cancel the unshipped balance of any order.

Returns for Credit

Please note revised return policy: Within 30 days after purchase, the customer may return any standard catalog product for full credit (except as noted below) which is not satisfactory, under the following conditions:

1. Material returned should be forwarded postage paid and insured for full value to the TPO office serving your area. TPO is not responsible for uninsured items lost or damaged during shipment.
2. In the United States and Canada, call TPO customer service to receive a Return Goods Authorization Number before returning product.
3. Returns should be accompanied by the packing slip or invoice and a note stating reason for return to assure prompt and correct issuance of credit or adjustment.
4. Material should be unused and in a new and resalable condition. Broken or opened packages of standard stock items will not be accepted for credit.
5. The amount of credit granted will be based upon the price of the materials at time of purchase. At TPO's option, all returns are subject to a 30% restocking charge.
6. Custom produced products, such as preformed bands with special combinations or positioning of prewelded attachments, will not be accepted for credit. Laboratory services which are unsatisfactory will be reworked at no charge or adjusted on an individual basis.

After 30 days, no credit will be issued. An exchange for an alternate product of equal or greater value must be made. After 90 days TPO will offer no credit or exchange. All credits and returns are subject to the discretion of TPO. TPO Account Executives are not authorized to approve or pick up merchandise being returned for credit or exchange.

Limitations of Warranties

TPO warrants that its products are free from defects in materials and workmanship. TPO's liability and the customer's sole remedy in the event of any claimed defect shall be limited to replacement of the product, or at TPO's discretion, refund of the purchase price. This warranty is in lieu of any other warranties, express or implied, including any implied warranty of merchantability, fitness for a particular purpose, or otherwise, and of any other obligations or liability on TPO's part. Under no circumstances will TPO be liable for any loss, damage, expense or consequential damages arising in connection with use, or inability to use, TPO's products.

Quality and Compliance

As a global presence in the orthodontic marketplace, TPO maintains a Quality Management System with a worldwide reach that adheres to International Recognized Standards and Governmental Regulations required for medical devices. TPO is compliant with the most current revisions of:

ISO 13485
MEDICAL DEVICES
- Quality management systems
- Requirements for regulatory purposes

ISO 14971
MEDICAL DEVICES
- Application of risk management to medical devices

21 CFR 820
QUALITY SYSTEM REGULATION
U.S. Food and Drug Administration

93/42/EEC
MEDICAL DEVICE DIRECTIVE
European Community

SOR/98-282
MEDICAL DEVICES REGULATION
Canada

Patents and Trademarks

TPO Products are manufactured and/or sold under one or more of the following US and foreign patents and trademarks at the time of publication.

Patents:

United States
5,263,859
5,415,542
5,620,321
5,624,258
5,727,941
5,873,716
5,911,575
6,132,209
6,135,767
6,203,317
6,217,324
6,682,345
6,685,468
6,746,242
6,749,426
6,786,720
6,834,761
7,025,591
7,131,836
7,780,442
8,029,275
D-433,138
D-478,172

Brazil
PI0012557-1

Britain
0982008
1174107
1204383
1300118
1352617
1539017
1545380
1562511

China
03806949.0
03822189.6
ZL03824889.1

Europe
1352617
1545380
1562511

France
0982008
1174107
1300118
1539017
1545380
1562511

Germany
0982008
1204383
1545380
19819908.2
60113016.2
60230473.3
60315212.0
60327861.2
60332263.8-08

Italy
1174107
1204383
1300118
1352617
1539017
1545380
1562511
21463BE/2011

Japan
4391242
4414334
4503440
4554859
5415612

Mexico
210917
253037
265725
269871
274623

Spain
1300118
1352617
1539017
1562511
ES2354938T3
ES2362089T3

Switzerland
1352617

Other US and international patents pending.

Trademarks:

1-to-1, Advant-Edge, Bio-Arch, Bond-A-Splint, Bow-Flex, Bump-R-Sleeve, ClearVu, Click-It, Co-Ax, Col-R-Lastics, Convenience-Pak, CrossLink, crystal-Flex, Dentaloy, Differential Straight-Arch, E-Links, Easy-Out, eXact, Extend-O, FLEX-Palate, Flip-Lock, Free-N-Easy, GripTite, iFinisher, InVu, Lo-Rider, Metafasix, MXi, Norm-O, Nu-Edge, NV, Originator, OrthoScape, Outrigger, Pastel Palates, Perfector, Personalized Color-Matching Technology, PLUS, Position-ette, Pre-Finisher, Pre-Fit, PrimeKote, Readi-Base, Reflex, Right-On, SAL, Sep-A-Rings, Solay, Spring-Pin, Stickyring, Straight Shooter, Straight-Edge, Super Slick, The difference is more than cosmetic, TiMolium, Tip-Edge, Tip-Edge PLUS, Tongue-Away, TP Orthodontics, TPO, Tru-Force, Turbo Bond, Twin-Edge, Varsity Guard, Vela Archwire System, Zing String, Zing-O.

TP Orthodontics Prescription Reference Chart

TP Orthodontics, Inc.

Maxillary Brackets / Maxillary Tubes

	CENTRAL		LATERAL		CUSPID		BICUSPID		1ST MOLAR			2ND MOLAR		
Technique	*Torque*	*Tip*	*Torque*	*Tip*	*Torque*	*Tip*	*Torque*	*Tip*	*Torque*	*Tip*	*Distal Offset*	*Torque*	*Tip*	*Distal Offset*
Click-It®														
MBT	+17°	+4°	+10°	+8°	0°	+8°	-7°	0°	-14°	0°	+10°	-14°	0°	+10°
ClearVu® / InVu®														
Roth	+14°	+5°	+7°	+8°	0°	+8°	-7°	0°	-14°	0°	+14°	-14°	0°	+14°
MBT	+17°	+4°	+10°	+8°	0°/0° and -7°	+8°	-7°	0°	-14°	0°	+10°	-14°	0°	+10°
Standard Edgewise (InVu only)	0°	0°	0°	0°	0°	0°	0°	0°	0°	0°	0°	0°	0°	0°
Tip-Edge PLUS® Ceramic														
	+12°	+5°	+8°	+9°	-2°	+11°	-7°	0°	-10°	0°	+12°	N/A	N/A	N/A
Nu-Edge®														
Roth	+14°	+5°	+7°	+8°	0°	+10°	-7°	0°	-14°	0°	+14°	-14°	0°	+14°
MBT with Hook	+17°	+5°	+10°	+7°	0°	+7°	-7°	0°	-14°	0°	+10°	-14°	0°	+10°
MBT without Hook	+17°	+5°	+10°	+7°	-7°	+8°	-7°	0°	-14°	0°	+10°	-14°	0°	+10°
Bio-Tech .018"	+22°	0° and +5°	+14°	+8°	+7°	+5°	0°	0°	-10°	0°	+15°	-10°	0°	+15°
High Torque .022"	+22°	0° and +5°	+14°	+8°	N/A	N/A	N/A	N/A	-10°	0°	+15°	-10°	0°	+12°
NV® Hybrid														
Roth	+14°	+5°	+7°	+8°	0°	+10°	-7°	0°	-14°	0°	+14°	-14°	0°	+14°
MBT	+17°	+5°	+10°	+7°	0°	+7°	-7°	0°	-14°	0°	+10°	-14°	0°	+10°
Straight-Edge® II														
Roth	+12°	+5°	+8°	+9°	-2°	+11°	-7°	0°	-14°	0°	+14°	-14°	0°	+14°
Straight-Edge® I														
Andrews	+7°	+5°	+3°	+9°	-7°	+11°	-7°	+2°	-10°	0°	+10°	-10°	0°	+10°
Ricketts®	+22°	+5°	+14°	+9°	+7°	+5°	0°	0°	-10°	0°	+8°	-10°	0°	+8°
Tip-Edge®														
PLUS	+12°	+5°	+8°	+9°	-4°	+11°	-7°	0°	-10°	0°	+12°	N/A	N/A	N/A
Rx-I	+12°	+5°	+8°	+9°	-4°	+11°	-7°	0°	-10°	0°	+12°	N/A	N/A	N/A

Mandibular Brackets / Mandibular Tubes

	ANTERIORS		CUSPID		1ST BICUSPID		2ND BICUSPID		1ST MOLAR			2ND MOLAR		
Technique	*Torque*	*Tip*	*Torque*	*Tip*	*Torque*	*Tip*	*Torque*	*Tip*	*Torque*	*Tip*	*Distal Offset*	*Torque*	*Tip*	*Distal Offset*
Click-It®														
MBT	-6°	0°	+0°	+3°	-12°	0°	-17°	0°	-20°	0°	0°	-10°	0°	0°
ClearVu® / InVu®														
Roth	-1°	0°	-11°	+6°	-17°	0°	-22°	0°	-30°	-1°	+4°	-30°	0°	0°
MBT	-6°	0°	0°/0° and -6°	+3°	-12°	0°	-17°	0°	-20°	0°	0°	-10°	0°	0°
Standard Edgewise (InVu only)	0°	0°	0°	0°	0°	0°	0°	0°	0°	0°	0°	0°	0°	0°
Tip-Edge PLUS® Ceramic														
	-1°	0°	-11°	+5°	-20°	0°	-20°	0°	-27°	0°	+8°	N/A	N/A	N/A
Nu-Edge®														
Roth	-1° and -12°	0°	-11°	+6°	-17°	0°	-22°	0°	-30°	-1°	+4°	-30°	0°	+5°
MBT with Hook	-6°	0°	0°	+3°	-12°	+2°	-17°	+2°	-20°	0°	0°	-10°	0°	0°
MBT without Hook	-6°	0°	-7°	+3°	-12°	+2°	-17°	+2°	-20°	0°	0°	-10°	0°	0°
Bio-Tech .018"	-1°	0°	+7°	+5°	0°	0°	0°	0°	-27°	0°	+5°	-27°	0°	+6°
High Torque .022"	N/A	N/A	N/A	N/A	N/A	N/A	N/A	N/A	N/A	N/A	N/A	N/A	N/A	N/A
NV® Hybrid														
Roth	-1°	0°	-11°	+6°	-17°	0°	-22°	0°	-30°	-1°	+4°	-30°	0°	+5°
MBT	-6°	0°	0°	+3°	-12°	+2°	-17°	+2°	-20°	0°	0°	-10°	0°	0°
Straight-Edge® II														
Roth	-1° and -6°	+2° and 0°	-11°	+5°	-17°	+1°	-22°	+1°	-30°	-1°	+4°	-30°	0°	+5°
Straight-Edge® I														
Andrews	-1° and -6°	+2° and 0°	-11°	+5°	-17°	+2°	-22°	+2°	-25°	0°	+4°	-25°	0°	+4°
Ricketts	-1° and -6°	+2° and 0°	+7°	+5°	0°	0°	-14° and -7°	0°	-25°	0°	+8°	-25°	0°	+8°
Tip-Edge®														
PLUS	-1°	+2°	-11°	+5°	-20°	0°	-20°	0°	-27°	0°	+8°	N/A	N/A	N/A
Rx-1	-1°	+2°	-11°	+5°	-20°	0°	-20°	0°	-27°	0°	+8°	N/A	N/A	N/A

1 AESTHETIC BRACKET SYSTEMS

TP Orthodontics, Inc.
tportho.com
cosmeticbraces.com

AESTHETIC BRACKET SYSTEMS

ClearVu®

- Roth
- MBT

ClearVu® with Pre-Applied Adhesive

- Roth
- MBT

InVu®

- Mini, Roth
- Roth
- Mini, MBT
- MBT
- Standard Edgewise

InVu® with Pre-Applied Adhesive

- Mini, Roth
- Roth
- Mini, MBT
- MBT

Click-It® Self-Ligating

- MBT

Tip-Edge PLUS®

Tip-Edge PLUS® with Pre-Applied Adhesive

Personalized Color-Matching Technology®

TPO Aesthetic Brackets feature *Personalized Color-Matching Technology®* which allows our brackets to blend with your patient's tooth color.

ClearVu® Mini Ceramic Brackets

Compatible with the Roth system: not endorsed by Dr. Roth

PATIENT KITS

	With Hooks	0.46mm (.018") Slot	0.56mm (.022") Slot
Kits contain all ceramic brackets			
Upper 3-3	Cuspid	**297-100CV**	**297-101CV**
Upper 5-5	Cuspid/Bicuspid	**297-404CV**	**297-405CV**
Upper & Lower 3-3	Cuspid	**297-102CV**	**297-103CV**
Upper & Lower 5-5	Cuspid/Bicuspid	**297-406CV**	**297-407CV**
Kits combine ceramic with metal* brackets			
Up. 5-5 Ceramic with Lo. 5-5 Metal	Cuspid/Bicuspid	**297-051CV**	**297-056CV**

*Nu-Edge Cobalt Chromium brackets.



Patented

297-490CV Bi-Dimensional Brackets with Hooks
.018" centrals and laterals with .022" cuspids and bicuspids
Kit contains 20 brackets.

MAXILLARY BRACKETS

	Slot Size	Left/ Right	Bondable
Central	0.46mm	L	**297-138CV**
Torque +14°	(.018")	R	**297-139CV**
Tip +5°	0.56mm	L	**297-150CV**
	(.022")	R	**297-151CV**
Lateral	0.46mm	L	**297-148CV**
Torque +7°	(.018")	R	**297-149CV**
Tip +8°	0.56mm	L	**297-152CV**
	(.022")	R	**297-153CV**
Cuspid with Distal Hook	0.46mm	L	**297-418CV**
Torque 0°	(.018")	R	**297-419CV**
Tip +8°	0.56mm	L	**297-420CV**
	(.022")	R	**297-421CV**
Universal Bicuspid with Hook	0.46mm	L	**297-284CV**
Torque -7°	(.018")	R	**297-285CV**
Tip 0°	0.56mm	L	**297-286CV**
	(.022")	R	**297-287CV**

Order individual brackets by placing a "U" in front of the item number.
Package of 5

MANDIBULAR BRACKETS

	Slot Size	Left/ Right	Bondable
Anteriors	0.46mm	L/R	**297-169CV**
Torque -1°	(.018")		
Tip 0°	0.56mm	L/R	**297-160CV**
	(.022")		
Cuspid with Distal Hook	0.46mm	L	**297-426CV**
Torque -11°	(.018")	R	**297-427CV**
Tip +6°	0.56mm	L	**297-428CV**
	(.022")	R	**297-429CV**
1st Bicuspid with Hook	0.46mm	L	**297-288CV**
Torque -17°	(.018")	R	**297-289CV**
Tip 0°	0.56mm	L	**297-290CV**
	(.022")	R	**297-291CV**
2nd Bicuspid with Hook	0.46mm	L	**297-292CV**
Torque -22°	(.018")	R	**297-293CV**
Tip 0°	0.56mm	L	**297-294CV**
	(.022")	R	**297-295CV**

Order individual brackets by placing a "U" in front of the item number.
Package of 5

ClearVu® Mini Ceramic Brackets

MBT* McLaughlin, Bennett, Trevisi System

PATIENT KITS

	With Hooks	0.46mm (.018") Slot	0.56mm (.022") Slot
Kits contain all ceramic brackets			
Upper 3-3	Cuspid	**297-380CV**	**297-381CV**
Upper 5-5	Cuspid/Bicuspid	**297-408CV**	**297-409CV**
Upper & Lower 3-3	Cuspid	**297-382CV**	**297-383CV**
Upper & Lower 5-5	Cuspid/Bicuspid	**297-410CV**	**297-411CV**
Kits combine ceramic with metal* brackets			
Up. 5-5 Ceramic with Lo. 5-5 Metal	Cuspid/Bicuspid	**297-031CV**	**297-036CV**

Kits contain maxillary first and second bicuspids with .027" in/out compensation.
*Nu-Edge Cobalt Chromium brackets.



Patented

297-495CV Bi-Dimensional Brackets with Hooks
.018" centrals and laterals with .022" cuspids and bicuspids
Kit contains 20 brackets.

MAXILLARY BRACKETS

	Slot Size	Left/ Right	Bondable
Central	0.46mm	L	**297-310CV**
Torque +17°	(.018")	R	**297-311CV**
Tip +4°	0.56mm	L	**297-312CV**
	(.022")	R	**297-313CV**
Lateral	0.46mm	L	**297-314CV**
Torque +10°	(.018")	R	**297-315CV**
Tip +8°	0.56mm	L	**297-316CV**
	(.022")	R	**297-317CV**
Cuspid with Distal Hook	0.46mm	L	**297-418CV**
Torque 0°	(.018")	R	**297-419CV**
Tip +8°	0.56mm	L	**297-420CV**
	(.022")	R	**297-421CV**
Universal Bicuspid with Hook	0.46mm	L	**297-285CV**
Torque -7°	(.018")	R	**297-284CV**
Tip 0°	0.56mm	L	**297-287CV**
In/Out Comp. .027"	(.022")	R	**297-286CV**

Order individual brackets by placing a "U" in front of the item number.
Package of 5

MANDIBULAR BRACKETS

	Slot Size	Left/ Right	Bondable
Anteriors Narrow	0.46mm	L/R	**297-354CV**
Torque -6°	(.018")		
Tip 0°	0.56mm	L/R	**297-355CV**
	(.022")		
Cuspid with Distal Hook	0.46mm	L	**297-446CV**
Torque 0°	(.018")	R	**297-447CV**
Tip +3°	0.56mm	L	**297-448CV**
	(.022")	R	**297-449CV**
1st Bicuspid with Hook	0.46mm	L	**297-296CV**
Torque -12°	(.018")	R	**297-297CV**
Tip 0°	0.56mm	L	**297-298CV**
	(.022")	R	**297-299CV**
2nd Bicuspid with Hook	0.46mm	L	**297-288CV**
Torque -17°	(.018")	R	**297-289CV**
Tip 0°	0.56mm	L	**297-290CV**
	(.022")	R	**297-291CV**

Order individual brackets by placing a "U" in front of the item number.
Package of 5

*MBT is a registered trademark of 3M Unitek. TP Orthodontics version of the McLaughlin, Bennett and Trevisi prescription is not intended to be a duplication of, nor an endorsement by, these doctors and such endorsement is not implied by the use of this term.

ClearVu® Mini Ceramic Brackets
with Pre-Applied Adhesive

Compatible with the Roth system: not endorsed by Dr. Roth



Patented

PATIENT KITS

	With Hooks	0.46mm (.018") Slot	0.56mm (.022") Slot
Kits contain all ceramic brackets			
Upper 3-3	Cuspid	**297-100CVX**	**297-101CVX**
Upper 5-5	Cuspid/Bicuspid	**297-404CVX**	**297-405CVX**
Upper & Lower 3-3	Cuspid	**297-102CVX**	**297-103CVX**
Upper & Lower 5-5	Cuspid/Bicuspid	**297-406CVX**	**297-407CVX**

297-490CVX Bi-Dimensional Brackets with Hooks
.018" centrals and laterals with .022" cuspids and bicuspids
Kit contains 20 brackets.

MAXILLARY BRACKETS

	Slot Size	Left/ Right	Bondable
Central	0.46mm	L	**297-138CVX**
Torque +14°	(.018")	R	**297-139CVX**
Tip +5°	0.56mm	L	**297-150CVX**
	(.022")	R	**297-151CVX**
Lateral	0.46mm	L	**297-148CVX**
Torque +7°	(.018")	R	**297-149CVX**
Tip +8°	0.56mm	L	**297-152CVX**
	(.022")	R	**297-153CVX**
Cuspid with Distal Hook	0.46mm	L	**297-418CVX**
Torque 0°	(.018")	R	**297-419CVX**
Tip +8°	0.56mm	L	**297-420CVX**
	(.022")	R	**297-421CVX**
Bicuspid with Hook	0.46mm	L	**297-284CVX**
Torque -7°	(.018")	R	**297-285CVX**
Tip 0°	0.56mm	L	**297-286CVX**
	(.022")	R	**297-287CVX**

Order individual brackets by placing a "U" in front of the item number.
Package of 5

MANDIBULAR BRACKETS

	Slot Size	Left/ Right	Bondable
Anteriors	0.46mm	L/R	**297-169CVX**
Torque -1°	(.018")		
Tip 0°	0.56mm	L/R	**297-160CVX**
	(.022")		
Cuspid with Distal Hook	0.46mm	L	**297-426CVX**
Torque -11°	(.018")	R	**297-427CVX**
Tip +6°	0.56mm	L	**297-428CVX**
	(.022")	R	**297-429CVX**
1st Bicuspid with Hook	0.46mm	L	**297-288CVX**
Torque -17°	(.018")	R	**297-289CVX**
Tip 0°	0.56mm	L	**297-290CVX**
	(.022")	R	**297-291CVX**
2nd Bicuspid with Hook	0.46mm	L	**297-292CVX**
Torque -22°	(.018")	R	**297-293CVX**
Tip 0°	0.56mm	L	**297-294CVX**
	(.022")	R	**297-295CVX**

Order individual brackets by placing a "U" in front of the item number.
Package of 5

ClearVu® Mini Ceramic Brackets
with Pre-Applied Adhesive

MBT* McLaughlin, Bennett, Trevisi System

Patented

PATIENT KITS

	With Hooks	0.46mm (.018") Slot	0.56mm (.022") Slot
Kits contain all ceramic brackets			
Upper 3-3	Cuspid	**297-380CVX**	**297-381CVX**
Upper 5-5	Cuspid/Bicuspid	**297-408CVX**	**297-409CVX**
Upper & Lower 3-3	Cuspid	**297-382CVX**	**297-383CVX**
Upper & Lower 5-5	Cuspid/Bicuspid	**297-410CVX**	**297-411CVX**

Kits contain maxillary first and second bicuspids with .027" in/out compensation.

297-495CVX Bi-Dimensional Brackets with Hooks
.018" centrals and laterals with .022" cuspids and bicuspids
Kit contains 20 brackets.

MAXILLARY BRACKETS

	Slot Size	Left/ Right	Bondable
Central	0.46mm	L	**297-310CVX**
Torque +17°	(.018")	R	**297-311CVX**
Tip +4°	0.56mm	L	**297-312CVX**
	(.022")	R	**297-313CVX**
Lateral	0.46mm	L	**297-314CVX**
Torque +10°	(.018")	R	**297-315CVX**
Tip +8°	0.56mm	L	**297-316CVX**
	(.022")	R	**297-317CVX**
Cuspid with Distal Hook	0.46mm	L	**297-418CVX**
Torque 0°	(.018")	R	**297-419CVX**
Tip +8°	0.56mm	L	**297-420CVX**
	(.022")	R	**297-421CVX**
Bicuspid with Hook	0.46mm	L	**297-285CVX**
Torque -7°	(.018")	R	**297-284CVX**
Tip 0°	0.56mm	L	**297-287CVX**
In/Out Comp. .027"	(.022")	R	**297-286CVX**

Package of 5

MANDIBULAR BRACKETS

	Slot Size	Left/ Right	Bondable
Anteriors Narrow	0.46mm	L/R	**297-354CVX**
Torque -6°	(.018")		
Tip 0°	0.56mm	L/R	**297-355CVX**
	(.022")		
Cuspid with Distal Hook	0.46mm	L	**297-446CVX**
Torque 0°	(.018")	R	**297-447CVX**
Tip +3°	0.56mm	L	**297-448CVX**
	(.022")	R	**297-449CVX**
1st Bicuspid with Hook	0.46mm	L	**297-296CVX**
Torque -12°	(.018")	R	**297-297CVX**
Tip 0°	0.56mm	L	**297-298CVX**
	(.022")	R	**297-299CVX**
2nd Bicuspid with Hook	0.46mm	L	**297-288CVX**
Torque -17°	(.018")	R	**297-289CVX**
Tip 0°	0.56mm	L	**297-290CVX**
In/Out Comp. .047"	(.022")	R	**297-291CVX**

Package of 5

*MBT is a registered trademark of 3M Unitek. TP Orthodontics version of the McLaughlin, Bennett and Trevisi prescription is not intended to be a duplication of, nor an endorsement by, these doctors and such endorsement is not implied by the use of this term.

CLEARVU®
Mini Ceramic Brackets

BRACKET ID CHART – ClearVu Roth

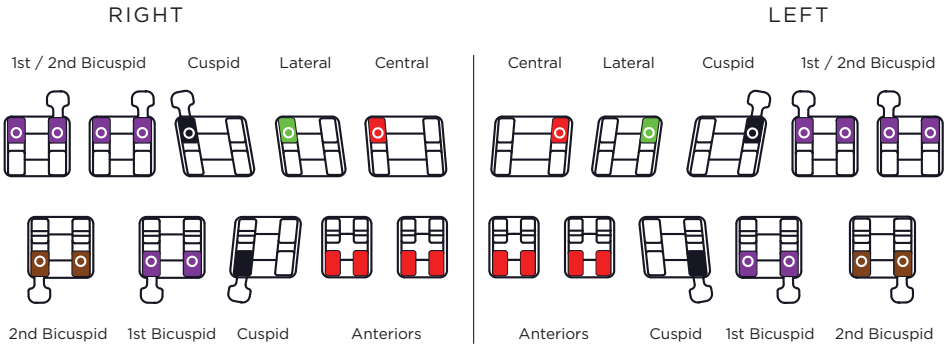

BRACKET ID CHART – ClearVu MBT

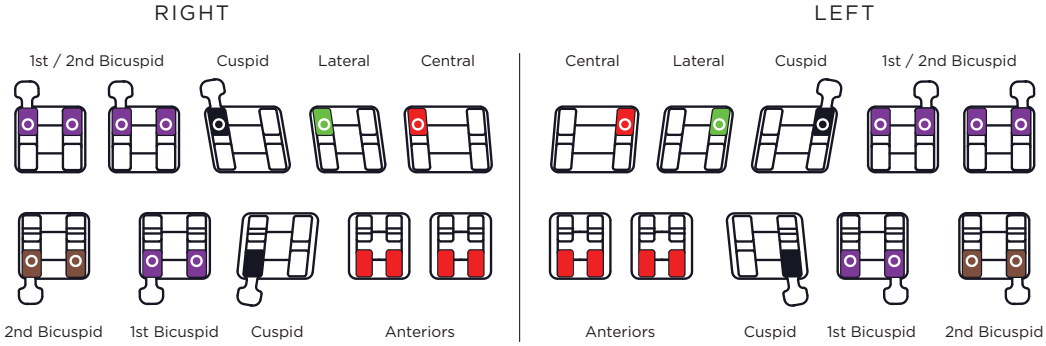

InVu® Mini Ceramic Brackets

Compatible with the Roth system: not endorsed by Dr. Roth

PATIENT KITS

	With Hooks	0.46mm (.018") Slot	0.56mm (.022") Slot
Kits contain all ceramic brackets			
Upper 3-3	No Hooks	**297-106**	**297-110**
Upper 5-5	Cuspid	**297-060**	**297-065**
Upper 5-5	Cuspid/Bicuspid	**297-404**	**297-405**
Upper 5-5	No Hooks	**297-107**	**297-111**
Upper & Lower 3-3	No Hooks	**297-108**	**297-112**
Upper & Lower 5-5	Cuspid	**297-070**	**297-075**
Upper & Lower 5-5	Cuspid/Bicuspid	**297-406**	**297-407**
Upper & Lower 5-5	No Hooks	**297-109**	**297-113**

Kits contain maxillary first and second bicuspids with .027" in/out compensation.



Patented

MAXILLARY BRACKETS

	Slot Size	Left/ Right	Bondable
Central	0.46mm	L	**297-138**
Torque +14°	(.018")	R	**297-139**
Tip +5°	0.56mm	L	**297-150**
	(.022")	R	**297-151**
Lateral	0.46mm	L	**297-148**
Torque +7°	(.018")	R	**297-149**
Tip +8°	0.56mm	L	**297-152**
	(.022")	R	**297-153**
Cuspid without Hook	0.46mm	L	**297-158**
Torque 0°	(.018")	R	**297-159**
Tip +8°	0.56mm	L	**297-154**
	(.022")	R	**297-155**
Cuspid with Distal Hook	0.46mm	L	**297-418**
Torque 0°	(.018")	R	**297-419**
Tip +8°	0.56mm	L	**297-420**
	(.022")	R	**297-421**

Order individual brackets by placing a "U" in front of the item number.
Package of 5

MANDIBULAR BRACKETS

	Slot Size	Left/ Right	Bondable
Anteriors	0.46mm	L/R	**297-169**
Torque -1°	(.018")		
Tip 0°	0.56mm	L/R	**297-160**
	(.022")		
Cuspid without Hook	0.46mm	L	**297-176**
Torque -11°	(.018")	R	**297-177**
Tip +6°	0.56mm	L	**297-174**
	(.022")	R	**297-175**
Cuspid with Distal Hook	0.46mm	L	**297-426**
Torque -11°	(.018")	R	**297-427**
Tip +6°	0.56mm	L	**297-428**
	(.022")	R	**297-429**

Order individual brackets by placing a "U" in front of the item number.
Package of 5

InVu® Ceramic Brackets

Compatible with the Roth system: not endorsed by Dr. Roth

PATIENT KITS

	With Hooks	0.46mm (.018") Slot	0.56mm (.022") Slot
Kits contain all ceramic brackets			
Upper 3-3	Cuspid	**297-120**	**297-121**
Upper 5-5	Cuspid	**297-124**	**297-125**
Upper 5-5	Cuspid/Bicuspid	**297-126**	**297-127**
Upper & Lower 3-3	Cuspid	**297-132**	**297-133**
Upper & Lower 5-5	Cuspid	**297-136**	**297-137**
Upper & Lower 5-5	Cuspid/Bicuspid	**297-128**	**297-129**
Kits combine ceramic with metal* brackets			
Up. 3-3 Ceramic & Up. 4-5 Metal with Lo. 5-5 Metal	Cuspid	**297-040**	**297-045**
Up. 4-4 Ceramic & Up. 5 Metal with Lo. 3-3 Ceramic & Lo. 4-5 Metal	Cuspid	**297-056**	**297-057**
Up. 5-5 Ceramic with Lo. 5-5 Metal	Cuspid	**297-050**	**297-055**

*Nu-Edge Cobalt Chromium brackets.

Patented

MAXILLARY BRACKETS

	Slot Size	Left/ Right	Bondable
Central	0.46mm	L	**297-140**
Torque +14°	(.018")	R	**297-141**
Tip +5°	0.56mm	L	**297-142**
	(.022")	R	**297-143**
Lateral	0.46mm	L	**297-144**
Torque +7°	(.018")	R	**297-145**
Tip +8°	0.56mm	L	**297-146**
	(.022")	R	**297-147**
Cuspid with Distal Hook	0.46mm	L	**297-222**
Torque 0°	(.018")	R	**297-223**
Tip +8°	0.56mm	L	**297-224**
	(.022")	R	**297-225**
Universal Bicuspid w/o Hook	0.46mm	L/R	**297-226**
Torque -7°	(.018")		
Tip 0°	0.56mm	L/R	**297-228**
	(.022")		
Universal Bicuspid with Hook	0.46mm	L	**297-284**
Torque -7°	(.018")	R	**297-285**
Tip 0°	0.56mm	L	**297-286**
	(.022")	R	**297-287**

Order individual brackets by placing a "U" in front of the item number.
Package of 5

MANDIBULAR BRACKETS

	Slot Size	Left/ Right	Bondable
Anteriors	0.46mm	L/R	**297-170**
Torque -1°	(.018")		
Tip 0°	0.56mm	L/R	**297-172**
	(.022")		
Cuspid with Distal Hook	0.46mm	L	**297-178**
Torque -11°	(.018")	R	**297-179**
Tip +6°	0.56mm	L	**297-180**
	(.022")	R	**297-181**
1st Bicuspid without Hook	0.46mm	L/R	**297-182**
Torque -17°	(.018")		
Tip 0°	0.56mm	L/R	**297-184**
	(.022")		
1st Bicuspid with Hook	0.46mm	L	**297-288**
Torque -17°	(.018")	R	**297-289**
Tip 0°	0.56mm	L	**297-290**
	(.022")	R	**297-291**
2nd Bicuspid without Hook	0.46mm	L/R	**297-186**
Torque -22°	(.018")		
Tip 0°	0.56mm	L/R	**297-188**
	(.022")		
2nd Bicuspid with Hook	0.46mm	L	**297-292**
Torque -22°	(.018")	R	**297-293**
Tip 0°	0.56mm	L	**297-294**
	(.022")	R	**297-295**

Order individual brackets by placing a "U" in front of the item number.
Package of 5

InVu® Mini Ceramic Brackets

MBT* McLaughlin, Bennett, Trevisi System

PATIENT KITS

	With Hooks	0.46mm (.018") Slot	0.56mm (.022") Slot
Kits contain all ceramic brackets			
Upper 3-3	No Hooks	**297-391**	**297-393**
Upper 5-5	Cuspid	**297-394**	**297-396**
Upper 5-5	Cuspid/Bicuspid	**297-408**	**297-409**
Upper 5-5	No Hooks	**297-395**	**297-397**
Upper & Lower 3-3	No Hooks	**297-303**	**297-304**
Upper & Lower 5-5	Cuspid	**297-306**	**297-308**
Upper & Lower 5-5	Cuspid/Bicuspid	**297-410**	**297-411**
Upper & Lower 5-5	No Hooks	**297-307**	**297-309**

Kits contain maxillary first and second bicuspids with .027" in/out compensation.



Patented

MAXILLARY BRACKETS

	Slot Size	Left/ Right	Bondable
Central	0.46mm	L	**297-310**
Torque +17°	(.018")	R	**297-311**
Tip +4°	0.56mm	L	**297-312**
	(.022")	R	**297-313**
Lateral	0.46mm	L	**297-314**
Torque +10°	(.018")	R	**297-315**
Tip +8°	0.56mm	L	**297-316**
	(.022")	R	**297-317**
Cuspid without Hook	0.46mm	L	**297-318**
Torque -7°	(.018")	R	**297-319**
Tip +8°	0.56mm	L	**297-320**
	(.022")	R	**297-321**
Cuspid with Distal Hook	0.46mm	L	**297-418**
Torque 0°	(.018")	R	**297-419**
Tip +8°	0.56mm	L	**297-420**
	(.022")	R	**297-421**

Order individual brackets by placing a "U" in front of the item number.
Package of 5

MANDIBULAR BRACKETS

	Slot Size	Left/ Right	Bondable
Anteriors	0.46mm	L/R	**297-354**
Torque -6°	(.018")		
Tip 0°	0.56mm	L/R	**297-355**
	(.022")		
Cuspid without Hook	0.46mm	L	**297-356**
Torque -6°	(.018")	R	**297-357**
Tip +3°	0.56mm	L	**297-358**
	(.022")	R	**297-359**
Cuspid with Distal Hook	0.46mm	L	**297-446**
Torque 0°	(.018")	R	**297-447**
Tip +3°	0.56mm	L	**297-448**
	(.022")	R	**297-449**

Order individual brackets by placing a "U" in front of the item number.
Package of 5

*MBT is a registered trademark of 3M Unitek. TP Orthodontics version of the McLaughlin, Bennett and Trevisi prescription is not intended to be a duplication of, nor an endorsement by, these doctors and such endorsement is not implied by the use of this term.

InVu® Ceramic Brackets

MBT* McLaughlin, Bennett, Trevisi System

PATIENT KITS

	With Hooks	0.46mm (.018") Slot	0.56mm (.022") Slot
Kits contain all ceramic brackets			
Upper 3-3	Cuspid	**297-190**	**297-192**
	No Hooks	**297-191**	**297-193**
Upper 5-5	Cuspid	**297-194**	**297-196**
	Cuspid/Bicuspid	**297-400**	**297-401**
	No Hooks	**297-195**	**297-197**
Upper & Lower 3-3	Cuspid	**297-202**	**297-204**
	No Hooks	**297-203**	**297-205**
Upper & Lower 5-5	Cuspid	**297-206**	**297-208**
	Cuspid/Bicuspid	**297-402**	**297-403**
	No Hooks	**297-207**	**297-209**
Kits combine ceramic with metal* brackets			
Up. 3-3 Ceramic & Up. 4-5 Metal with Lo. 5-5 Metal	Cuspid	**297-020**	**297-025**
Up. 4-4 Ceramic & Up. 5-5 Metal with Lo. 3-3 Ceramic & Lo. 4-5 Metal	Cuspid	**297-036**	**297-037**
Up. 4-4 Ceramic & Up. 5-5 Metal with Lo. 3-3 Ceramic & Lo. 4-5 Metal	No Hooks	**297-038**	**297-039**
Up. 5-5 Ceramic with Lo. 5-5 Metal	Cuspid	**297-030**	**297-035**

Kits contain maxillary first and second bicuspids with .027" in/out compensation.
*Nu-Edge Cobalt Chromium brackets.

Patented

*MBT is a registered trademark of 3M Unitek. TP Orthodontics version of the McLaughlin, Bennett and Trevisi prescription is not intended to be a duplication of, nor an endorsement by, these doctors and such endorsement is not implied by the use of this term.

MAXILLARY BRACKETS

	Slot Size	Left/ Right	Bondable
Central	0.46mm	L	**297-210**
Torque +17°	(.018″)	R	**297-211**
Tip +4°	0.56mm	L	**297-212**
	(.022″)	R	**297-213**
Lateral	0.46mm	L	**297-214**
Torque +10°	(.018″)	R	**297-215**
Tip +8°	0.56mm	L	**297-216**
	(.022″)	R	**297-217**
Cuspid without Hook	0.46mm	L	**297-218**
Torque -7°	(.018″)	R	**297-219**
Tip +8°	0.56mm	L	**297-220**
	(.022″)	R	**297-221**
Cuspid with Distal Hook	0.46mm	L	**297-222**
Torque 0°	(.018″)	R	**297-223**
Tip +8°	0.56mm	L	**297-224**
	(.022″)	R	**297-225**
Universal Bicuspid without Hook	0.46mm	L/R	**297-226**
Torque -7°	(.018″)		
Tip 0°	0.56mm	L/R	**297-228**
In/Out Comp. .027″	(.022″)		
Universal Bicuspid with Hook	0.46mm	L	**297-285**
Torque -7°	(.018”)	R	**297-284**
Tip 0°	0.56mm	L	**297-287**
In/Out Comp. .027”	(.022”)	R	**297-286**

Order individual brackets by placing a “U” in front of the item number.
Package of 5

MANDIBULAR BRACKETS

	Slot Size	Left/ Right	Bondable
Anteriors Narrow	0.46mm	L/R	**297-254**
Torque -6°	(.018″)		
Tip 0°	0.56mm	L/R	**297-255**
	(.022″)		
Anteriors Wide	0.46mm	L/R	**297-236**
Torque -6°	(.018″)		
Tip 0°	0.56mm	L/R	**297-237**
	(.022″)		
Cuspid without Hook	0.46mm	L	**297-256**
Torque -6°	(.018″)	R	**297-257**
Tip +3°	0.56mm	L	**297-258**
	(.022″)	R	**297-259**
Cuspid with Distal Hook	0.46mm	L	**297-260**
Torque 0°	(.018″)	R	**297-261**
Tip +3°	0.56mm	L	**297-262**
	(.022″)	R	**297-263**
1st Bicuspid without Hook	0.46mm	L/R	**297-264**
Torque -12°	(.018″)		
Tip 0°	0.56mm	L/R	**297-266**
	(.022″)		
1st Bicuspid with Hook	0.46mm	L	**297-296**
Torque -12°	(.018″)	R	**297-297**
Tip 0°	0.56mm	L	**297-298**
	(.022″)	R	**297-299**
2nd Bicuspid without Hook	0.46mm	L/R	**297-272**
Torque -17°	(.018″)		
Tip 0°	0.56mm	L/R	**297-274**
	(.022″)		
2nd Bicuspid with Hook	0.46mm	L	**297-288**
Torque -17°	(.018″)	R	**297-289**
Tip 0°	0.56mm	L	**297-290**
	(.022″)	R	**297-291**

Order individual brackets by placing a “U” in front of the item number.
Package of 5

InVu® Ceramic Brackets

Standard Edgewise System

Patented

PATIENT KITS

	0.46mm (.018″) Slot	0.56mm (.022″) Slot
Kits contain all ceramic brackets without cuspid hooks		
Upper 3-3	**297-960**	**297-961**
Upper 5-5	**297-962**	**297-963**
Upper & Lower 5-5	**297-964**	**297-965**

MAXILLARY BRACKETS

	Slot Size	Left/ Right	Bondable
Central	0.46mm (.018″)	L/R	**297-905**
Torque +0°			
Tip +0°	0.56mm (.022″)	L/R	**297-906**
Lateral	0.46mm (.018″)	L/R	**297-911**
Torque +0°			
Tip +0°	0.56mm (.022″)	L/R	**297-912**
Cuspid	0.46mm (.018″)	L/R	**297-929**
Torque +0°			
Tip +0°	0.56mm (.022″)	L/R	**297-930**
Bicuspid without Hook	0.46mm (.018″)	L/R	**297-939**
Torque +0°			
Tip +0°	0.56mm (.022″)	L/R	**297-940**

Order individual brackets by placing a “U” in front of the item number.
Package of 5

MANDIBULAR BRACKETS

	Slot Size	Left/ Right	Bondable
Anteriors	0.46mm (.018″)	L/R	**297-933**
Torque +0°			
Tip +0°	0.56mm (.022″)	L/R	**297-934**
Cuspid	0.46mm (.018″)	L/R	**297-929**
Torque +0°			
Tip +0°	0.56mm (.022″)	L/R	**297-930**
Bicuspid without Hook	0.46mm (.018″)	L/R	**297-941**
Torque +0°			
Tip +0°	0.56mm (.022″)	L/R	**297-942**

Order individual brackets by placing a “U” in front of the item number.
Package of 5

InVu® Mini Ceramic Brackets
with Pre-Applied Adhesive

Compatible with the Roth system: not endorsed by Dr. Roth



Patented

PATIENT KITS

	With Hooks	0.46mm (.018") Slot	0.56mm (.022") Slot
Kits contain all ceramic brackets			
Upper 5-5	Cuspid	**297-060RBX**	**297-065RBX**
Upper 5-5	Cuspid/Bicuspid	**297-404RBX**	**297-405RBX**
Upper 5-5	No Hooks	**297-107RBX**	**297-111RBX**
Upper & Lower 5-5	Cuspid	**297-070RBX**	**297-075RBX**
Upper & Lower 5-5	Cuspid/Bicuspid	**297-406RBX**	**297-407RBX**
Upper & Lower 5-5	No Hooks	**297-109RBX**	**297-113RBX**

MAXILLARY BRACKETS — MINI

	Slot Size	Left/ Right	Bondable
Central	0.46mm	L	**297-138RBX**
Torque +14°	(.018")	R	**297-139RBX**
Tip +5°	0.56mm	L	**297-150RBX**
	(.022")	R	**297-151RBX**
Lateral	0.46mm	L	**297-148RBX**
Torque +7°	(.018")	R	**297-149RBX**
Tip +8°	0.56mm	L	**297-152RBX**
	(.022")	R	**297-153RBX**
Cuspid without Hook	0.46mm	L	**297-158RBX**
Torque +0°	(.018")	R	**297-159RBX**
Tip +8°	0.56mm	L	**297-154RBX**
	(.022")	R	**297-155RBX**
Cuspid with Distal Hook	0.46mm	L	**297-418RBX**
Torque +0°	(.018")	R	**297-419RBX**
Tip +8°	0.56mm	L	**297-420RBX**
	(.022")	R	**297-421RBX**

Package of 5

MANDIBULAR BRACKETS — MINI

	Slot Size	Left/ Right	Bondable
Anteriors	0.46mm	L/R	**297-169RBX**
Torque -1°	(.018")		
Tip 0°	0.56mm	L/R	**297-160RBX**
	(.022")		
Cuspid without Hook	0.46mm	L	**297-176RBX**
Torque -11°	(.018")	R	**297-177RBX**
Tip +6°	0.56mm	L	**297-174RBX**
	(.022")	R	**297-175RBX**
Cuspid with Distal Hook	0.46mm	L	**297-426RBX**
Torque -11°	(.018")	R	**297-427RBX**
Tip +6°	0.56mm	L	**297-428RBX**
	(.022")	R	**297-429RBX**

Package of 5

InVu® Ceramic Brackets
with Pre-Applied Adhesive

Compatible with the Roth system: not endorsed by Dr. Roth



Patented

PATIENT KITS

	With Hooks	0.46mm (.018") Slot	0.56mm (.022") Slot
Kits contain all ceramic brackets			
Upper 5-5	Cuspid	**297-124RBX**	**297-125RBX**
Upper 5-5	Cuspid/Bicuspid	**297-126RBX**	**297-127RBX**
Upper & Lower 5-5	Cuspid	**297-136RBX**	**297-137RBX**
Upper & Lower 5-5	Cuspid/Bicuspid	**297-128RBX**	**297-129RBX**

MAXILLARY BRACKETS

	Slot Size	Left/ Right	Bondable
Central	0.46mm	L	**297-140RBX**
Torque +14°	(.018")	R	**297-141RBX**
Tip +5°	0.56mm	L	**297-142RBX**
	(.022")	R	**297-143RBX**
Lateral	0.46mm	L	**297-144RBX**
Torque +7°	(.018")	R	**297-145RBX**
Tip +8°	0.56mm	L	**297-146RBX**
	(.022")	R	**297-147RBX**
Cuspid with Distal Hook	0.46mm	L	**297-222RBX**
Torque 0°	(.018")	R	**297-223RBX**
Tip +8°	0.56mm	L	**297-224RBX**
	(.022")	R	**297-225RBX**
Universal Bicuspid w/o Hook	0.46mm	L/R	**297-226RBX**
Torque -7°	(.018")		
Tip 0°	0.56mm	L/R	**297-228RBX**
	(.022")		
Bicuspid with Hook	0.46mm	L	**297-284RBX**
Torque -7°	(.018")	R	**297-285RBX**
Tip 0°	0.56mm	L	**297-286RBX**
	(.022")	R	**297-287RBX**

Package of 5

MANDIBULAR BRACKETS

	Slot Size	Left/ Right	Bondable
Anteriors	0.46mm	L/R	**297-170RBX**
Torque -1°	(.018")		
Tip 0°	0.56mm	L/R	**297-172RBX**
	(.022")		
Cuspid with Distal Hook	0.46mm	L	**297-178RBX**
Torque -11°	(.018")	R	**297-179RBX**
Tip +6°	0.56mm	L	**297-180RBX**
	(.022")	R	**297-181RBX**
1st Bicuspid without Hook	0.46mm	L/R	**297-182RBX**
Torque -17°	(.018")		
Tip 0°	0.56mm	L/R	**297-184RBX**
	(.022")		
1st Bicuspid with Hook	0.46mm	L	**297-288RBX**
Torque -17°	(.018")	R	**297-289RBX**
Tip 0°	0.56mm	L	**297-290RBX**
	(.022")	R	**297-291RBX**
2nd Bicuspid without Hook	0.46mm	L/R	**297-186RBX**
Torque -22°	(.018")		
Tip 0°	0.56mm	L/R	**297-188RBX**
	(.022")		
2nd Bicuspid with Hook	0.46mm	L	**297-292RBX**
Torque -22°	(.018")	R	**297-293RBX**
Tip 0°	0.56mm	L	**297-294RBX**
	(.022")	R	**297-295RBX**

Package of 5

InVu® Mini Ceramic Brackets
with Pre-Applied Adhesive

MBT* McLaughlin, Bennett, Trevisi System



Patented

PATIENT KITS

	With Hooks	0.46mm (.018") Slot	0.56mm (.022") Slot
Kits contain all ceramic brackets			
Upper 3-3	No Hooks	**297-391RBX**	**297-393RBX**
Upper 5-5	Cuspid	**297-394RBX**	**297-396RBX**
Upper 5-5	Cuspid/Bicuspid	**297-408RBX**	**297-409RBX**
Upper 5-5	No Hooks	**297-395RBX**	**297-397RBX**
Upper & Lower 3-3	No Hooks	**297-303RBX**	**297-304RBX**
Upper & Lower 5-5	Cuspid	**297-306RBX**	**297-308RBX**
Upper & Lower 5-5	Cuspid/Bicuspid	**297-410RBX**	**297-411RBX**
Upper & Lower 5-5	No Hooks	**297-307RBX**	**297-309RBX**

MAXILLARY BRACKETS

	Slot Size	Left/ Right	Bondable
Central	0.46mm	L	**297-310RBX**
Torque +17°	(.018")	R	**297-311RBX**
Tip +4°	0.56mm	L	**297-312RBX**
	(.022")	R	**297-313RBX**
Lateral	0.46mm	L	**297-314RBX**
Torque +10°	(.018")	R	**297-315RBX**
Tip +8°	0.56mm	L	**297-316RBX**
	(.022")	R	**297-317RBX**
Cuspid without Hook	0.46mm	L	**297-318RBX**
Torque -7°	(.018")	R	**297-319RBX**
Tip +8°	0.56mm	L	**297-320RBX**
	(.022")	R	**297-321RBX**
Cuspid with Distal Hook	0.46mm	L	**297-418RBX**
Torque +0°	(.018")	R	**297-419RBX**
Tip +8°	0.56mm	L	**297-420RBX**
	(.022")	R	**297-421RBX**

Package of 5

MANDIBULAR BRACKETS

	Slot Size	Left/ Right	Bondable
Anteriors	0.46mm	L/R	**297-354RBX**
Torque -6°	(.018")		
Tip 0°	0.56mm	L/R	**297-355RBX**
	(.022")		
Cuspid without Hook	0.46mm	L	**297-356RBX**
Torque -6°	(.018")	R	**297-357RBX**
Tip +3°	0.56mm	L	**297-358RBX**
	(.022")	R	**297-359RBX**
Cuspid with Distal Hook	0.46mm	L	**297-446RBX**
Torque 0°	(.018")	R	**297-447RBX**
Tip +3°	0.56mm	L	**297-448RBX**
	(.022")	R	**297-449RBX**

Package of 5

*MBT is a registered trademark of 3M Unitek. TP Orthodontics version of the McLaughlin, Bennett and Trevisi prescription is not intended to be a duplication of, nor an endorsement by, these doctors and such endorsement is not implied by the use of this term.

InVu® Ceramic Brackets
with Pre-Applied Adhesive

MBT* McLaughlin, Bennett, Trevisi System



Patented

PATIENT KITS

	With Hooks	0.46mm (.018") Slot	0.56mm (.022") Slot
Kits contain all ceramic brackets			
Upper 5-5	Cuspid	**297-194RBX**	**297-196RBX**
	Cuspid/Bicuspid	**297-400RBX**	**297-401RBX**
Upper & Lower 5-5	Cuspid	**297-206RBX**	**297-208RBX**
	Cuspid/Bicuspid	**297-402RBX**	**297-403RBX**
	No Hooks	**297-207RBX**	**297-209RBX**

Kits contain maxillary first and second bicuspids with .027" in/out compensation.

MAXILLARY BRACKETS

	Slot Size	Left/ Right	Bondable
Central	0.46mm	L	**297-210RBX**
Torque +17°	(.018")	R	**297-211RBX**
Tip +4°	0.56mm	L	**297-212RBX**
	(.022")	R	**297-213RBX**
Lateral	0.46mm	L	**297-214RBX**
Torque +10°	(.018")	R	**297-215RBX**
Tip +8°	0.56mm	L	**297-216RBX**
	(.022")	R	**297-217RBX**
Cuspid without Hook	0.46mm	L	**297-218RBX**
Torque -7°	(.018")	R	**297-219RBX**
Tip +8°	0.56mm	L	**297-220RBX**
	(.022")	R	**297-221RBX**
Cuspid with Distal Hook	0.46mm	L	**297-222RBX**
Torque 0°	(.018")	R	**297-223RBX**
Tip +8°	0.56mm	L	**297-224RBX**
	(.022")	R	**297-225RBX**
Universal Bicuspid w/o Hook	0.46mm	L/R	**297-226RBX**
Torque -7°	(.018")		
Tip 0°	0.56mm	L/R	**297-228RBX**
In/Out Comp. .027"	(.022")		
Bicuspid with Hook	0.46mm	L	**297-285RBX**
Torque -7°	(.018")	R	**297-284RBX**
Tip 0°	0.56mm	L	**297-287RBX**
In/Out Comp. .027"	(.022")	R	**297-286RBX**

Package of 5

MANDIBULAR BRACKETS

	Slot Size	Left/ Right	Bondable
Anteriors Narrow	0.46mm	L/R	**297-254RBX**
Torque -6°	(.018")		
Tip 0°	0.56mm	L/R	**297-255RBX**
	(.022")		
Anteriors Wide	0.46mm	L/R	**297-236RBX**
Torque -6°	(.018")		
Tip 0°	0.56mm	L/R	**297-237RBX**
	(.022")		
Cuspid without Hook	0.46mm	L	**297-256RBX**
Torque -6°	(.018")	R	**297-257RBX**
Tip +3°	0.56mm	L	**297-258RBX**
	(.022")	R	**297-259RBX**
Cuspid with Distal Hook	0.46mm	L	**297-260RBX**
Torque 0°	(.018")	R	**297-261RBX**
Tip +3°	0.56mm	L	**297-262RBX**
	(.022")	R	**297-263RBX**
1st Bicuspid without Hook	0.46mm	L/R	**297-264RBX**
Torque -12°	(.018")		
Tip 0°	0.56mm	L/R	**297-266RBX**
	(.022")		
1st Bicuspid with Hook	0.46mm	L	**297-296RBX**
Torque -12°	(.018")	R	**297-297RBX**
Tip 0°	0.56mm	L	**297-298RBX**
	(.022")	R	**297-299RBX**
2nd Bicuspid without Hook	0.46mm	L/R	**297-272RBX**
Torque -17°	(.018")		
Tip 0°	0.56mm	L/R	**297-274RBX**
	(.022")		
2nd Bicuspid with Hook	0.46mm	L	**297-288RBX**
Torque -17°	(.018")	R	**297-289RBX**
Tip 0°	0.56mm	L	**297-290RBX**
	(.022")	R	**297-291RBX**

Package of 5

*MBT is a registered trademark of 3M Unitek. TP Orthodontics version of the McLaughlin, Bennett and Trevisi prescription is not intended to be a duplication of, nor an endorsement by, these doctors and such endorsement is not implied by the use of this term.

InVu® Ceramic Brackets

BRACKET ID CHART – InVu Roth

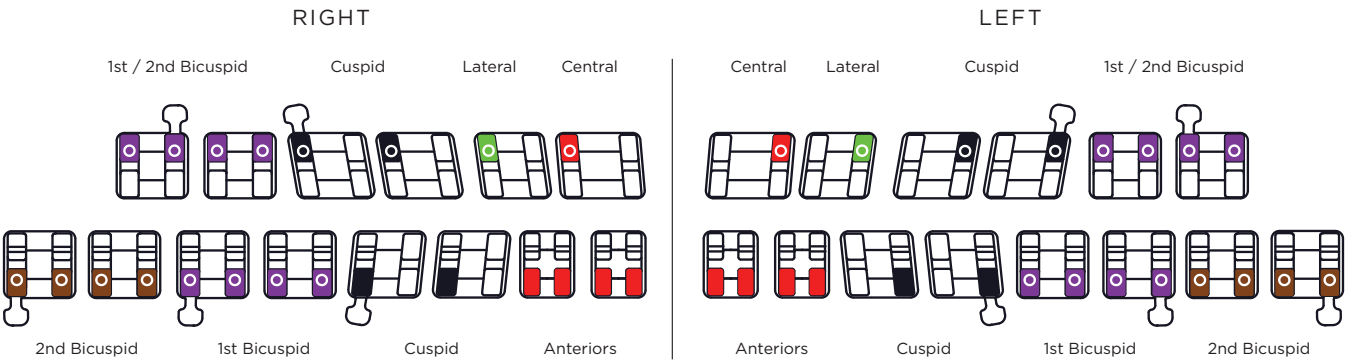

BRACKET ID CHART – InVu MBT

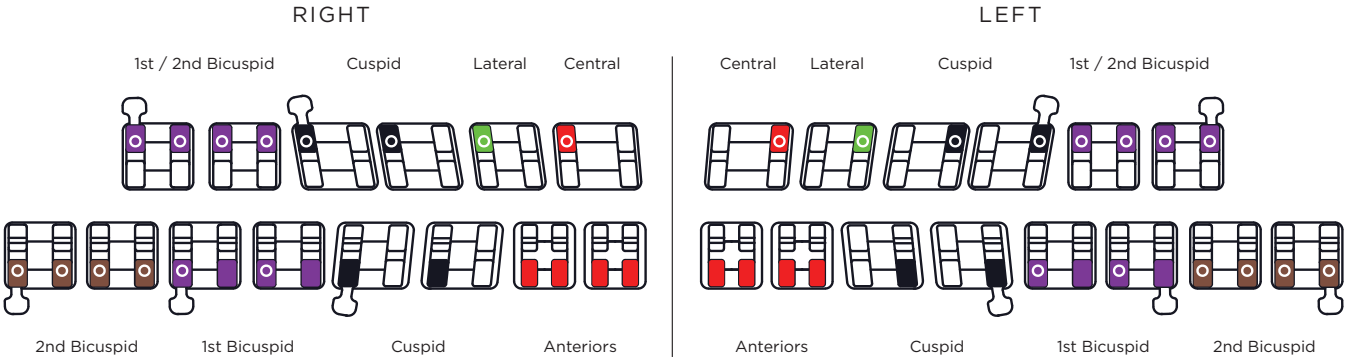

BRACKET ID CHART – InVu Standard Edgewise

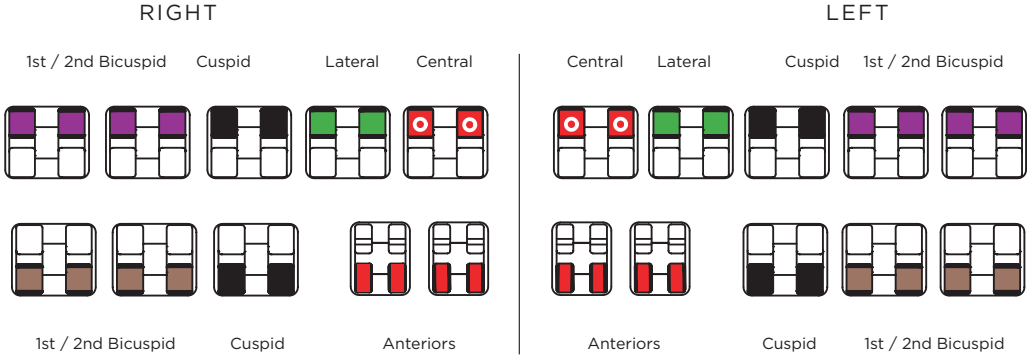

Click-It® Self-Ligating Aesthetic Brackets

MBT* McLaughlin, Bennett, Trevisi System

PATIENT KITS

	With Cuspid Hooks	0.56mm (.022") Slot
Upper 5-5	Yes	**299-000**
	No	**299-001**
Upper & Lower 5-5	Yes	**299-002**
	No	**299-003**



Patented

MAXILLARY BRACKETS

	Slot Size	Left/ Right	Bondable
Central	0.56mm	L	**299-012**
Torque +17°	(.022")	R	**299-013**
Tip +4°			
Lateral	0.56mm	L	**299-016**
Torque +10°	(.022")	R	**299-017**
Tip +8°			
Cuspid without Hook	0.56mm	L	**299-020**
Torque 0°	(.022")	R	**299-021**
Tip +8°			
Cuspid with Distal Hook	0.56mm	L	**299-024**
Torque 0°	(.022")	R	**299-025**
Tip +8°			
Universal Bicuspid without Hook	0.56mm	L/R	**299-028**
Torque -7°	(.022")		
Tip 0°			

Package of 5

MANDIBULAR BRACKETS

	Slot Size	Left/ Right	Bondable
Anteriors Narrow	0.56mm	L/R	**299-055**
Torque -6°	(.022")		
Tip 0°			
Cuspid without Hook	0.56mm	L	**299-058**
Torque 0°	(.022")	R	**299-059**
Tip +3°			
Cuspid with Distal Hook	0.56mm	L	**299-062**
Torque 0°	(.022")	R	**299-063**
Tip +3°			
1st Bicuspid without Hook	0.56mm	L	**299-066**
Torque -12°	(.022")	R	**299-067**
Tip 0°			
2nd Bicuspid without Hook	0.56mm	L	**299-074**
Torque -17°	(.022")	R	**299-075**
Tip 0°			

Package of 5

Forceps

Note: Forceps are required for use of the Click-It Self Ligating Bracket System. More information can be found on page 162.

100-198 Click-It Forceps Assembly
Each

100-098 Click-It Forceps Assembly, Angled, includes release tips
Each

100-199 Click-It Release Tips (5 Left, 5 Right)
Package of 10

100-200 Click-It Insertion Tips
Package of 5

100-099 Click-It Release Tips, Angled, 45° (5 Left, 5 Right)
Package of 5

*MBT is a registered trademark of 3M Unitek. TP Orthodontics version of the McLaughlin, Bennett and Trevisi prescription is not intended to be a duplication of, nor an endorsement by, these doctors and such endorsement is not implied by the use of this term.

CLICK-IT®

Aesthetic Self-Ligating Brackets

BRACKET ID CHART – Click-It MBT

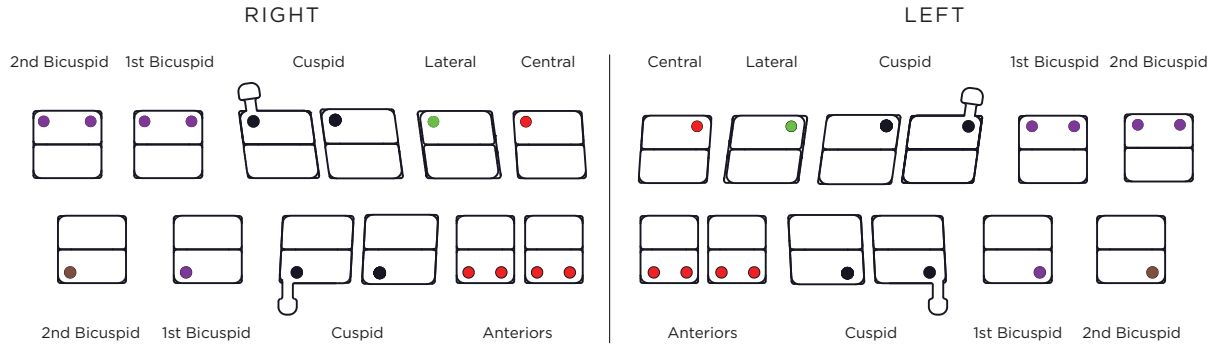

Tip-Edge PLUS® Ceramic Brackets

PATIENT KITS

	0.56mm (.022″) Slot
Upper 3-3	**297-598**
Upper & Lower 3-3	**297-599**
Upper 5-5 Non-extraction	**297-600**
Upper & Lower 5-5 Non-extraction	**297-602**
Lower 3-3	**297-604**
Lower 5-5 Non-extraction	**297-605**

Brackets are on incisal jigs.

	Slot Size	Non-Oriented	Oriented Incisal Jig
Kits combine ceramic with metal brackets			
Up. 3-3 Ceramic & Up. 4-5 Metal with Lo. 5-5 Metal			
Non-extraction	0.56mm (.022″)	**297-608**	**297-610**
Up. 5-5 Ceramic with Lo. 5-5 Metal			
Non-extraction	0.56mm (.022″)	**297-612**	**297-614**

Non-extraction kits contain 20 bondable brackets, extraction kits have 16 brackets. Mandibular second bicuspids are not offset in kits. Order separately.

MAXILLARY BRACKETS

		Slot Size	Left/ Right	Oriented 3.5mm Blue	Oriented 4mm Red	Oriented 4.5mm Yellow	Oriented 5mm Green
Central							
Torque	+12°	0.56mm	L		**297-639**	**297-655**	
Tip	+5°	(.022″)	R		**297-640**	**297-656**	
Lateral							
Torque	+8°	0.56mm	L	**297-629**	**297-641**		
Tip	+9°	(.022″)	R	**297-630**	**297-642**		
Cuspid							
Torque	-2°	0.56mm	L		**297-643**	**297-659**	**297-671**
Tip	+11°	(.022″)	R		**297-644**	**297-660**	**297-672**
Bicuspid							
Torque	-7°	0.56mm	CCW	**297-631**	**297-645**	**297-661**	
Tip	0°	(.022″)	CW	**297-632**	**297-646**	**297-662**	

Package of 5

MANDIBULAR BRACKETS

Anterior							
Torque	-1°	0.56mm	L	**297-633**	**297-647**		
Tip	0°	(.022″)	R	**297-634**	**297-648**		
Cuspid							
Torque	-11°	0.56mm	L		**297-651**	**297-667**	**297-673**
Tip	+5°	(.022″)	R		**297-652**	**297-668**	**297-674**
Bicuspid							
Torque	-20°	0.56mm	CCW	**297-637**	**297-653**	**297-669**	
Tip	0°	(.022″)	CW	**297-638**	**297-654**	**297-670**	

Recommended jig heights: Maxillary central 4mm, lateral 3.5mm, cuspid 4.5mm, bicuspids 4mm.
Mandibular anteriors 3.5mm, cuspids 4mm, bicuspids 4mm.

Package of 5

Tip-Edge PLUS® Ceramic Brackets
with Pre-Applied Adhesive

PATIENT KITS

	0.56mm (.022") Slot
Upper & Lower 5-5 Non-extraction	**RB297-602**

Brackets are on incisal jigs.

Patented

MAXILLARY BRACKETS

		Slot Size	Left/ Right	Oriented 3.5mm Blue	Oriented 4mm Red	Oriented 4.5mm Yellow
Central						
Torque	+12°	0.56mm	L		**RB297-639**	
Tip	+5°	(.022")	R		**RB297-640**	
Lateral						
Torque	+8°	0.56mm	L	**RB297-629**		
Tip	+9°	(.022")	R	**RB297-630**		
Cuspid						
Torque	-2°	0.56mm	L			**RB297-659**
Tip	+11°	(.022")	R			**RB297-660**
Bicuspid						
Torque	-7°	0.56mm	CCW		**RB297-645**	
Tip	0°	(.022")	CW		**RB297-646**	

Package of 5

MANDIBULAR BRACKETS

Anterior						
Torque	-1°	0.56mm	L	**RB297-633**		
Tip	0°	(.022")	R	**RB297-634**		
Cuspid						
Torque	-11°	0.56mm	L		**RB297-651**	
Tip	+5°	(.022")	R		**RB297-652**	
Bicuspid						
Torque	-20°	0.56mm	CCW		**RB297-653**	
Tip	0°	(.022")	CW		**RB297-654**	

Recommended jig heights: Maxillary central 4mm, lateral 3.5mm, cuspid 4.5mm, bicuspids 4mm.
Mandibular anteriors 3.5mm, cuspids 4mm, bicuspids 4mm.

Package of 5

Tip-Edge PLUS®

Ceramic Brackets

BRACKET ID CHART – Tip-Edge PLUS Non-Extraction

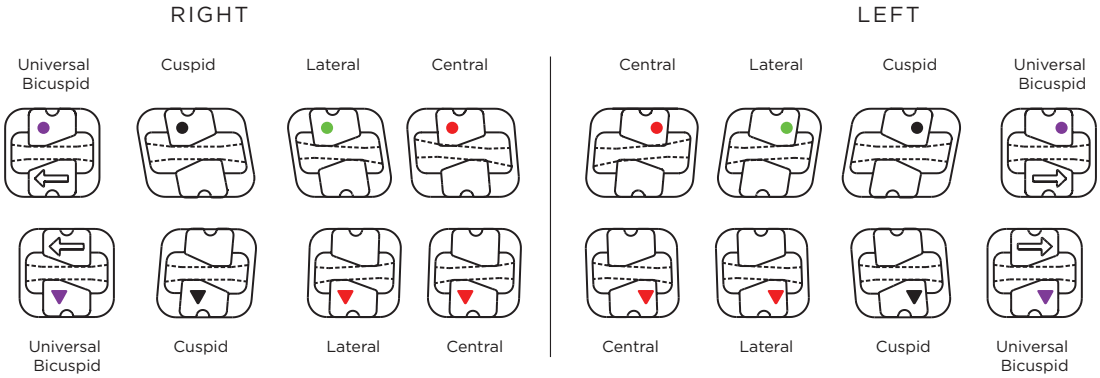

BRACKET ID CHART – Tip-Edge PLUS Extraction

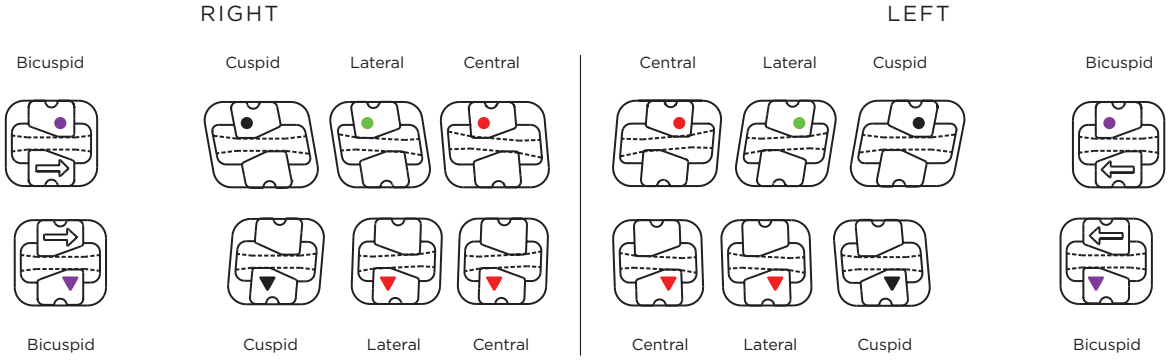

Circles identify the upper brackets and triangles identify the lower brackets. Arrows on the bicuspids represent the direction crowns should tip during initial treatment – either clockwise or counterclockwise. The bonding pad shape also points toward the direction of desired crown tipping.

Positioning Jigs

Incisal jigs are designed to help with accurate incisogingival bracket placement and assist with sighting long axis crown angulations.

Jig measurements are from the center of the archwire slot to the incisal edge or cusp tips. Color coding identifies the various heights.



Incisal Jig

RECOMMENDED JIG HEIGHT

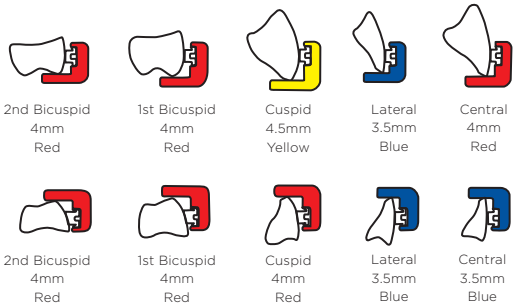

Jig height substitutions can be made for an additional charge.
Green 5 mm jigs are also available for cuspids.

Gingivally offset mandibular bicuspid brackets are available with brackets positioned gingivally on bonding pads to permit proper bonding height on partially erupted teeth

Notes:

2 METAL BRACKET SYSTEMS

METAL BRACKET SYSTEMS

Nu-Edge® Self-Ligating
- MBT

Nu-Edge® Mini Cobalt Chromium
- Roth
- MBT

Nu-Edge® Cobalt Chromium
- Roth
- MBT
- BioTech
- High Torque

NV® Hybrid
- Roth
- MBT

NV® Hybrid with Pre-Applied Adhesive
- Roth
- MBT

Straight-Edge® Stainless Steel
- Roth
- Andrews
- Ricketts

Tip-Edge PLUS® Stainless Steel

Tip-Edge® Rx-I Stainless Steel

Advant-Edge® Stainless Steel
- Andrews
- Ricketts
- Roth

Twin-Edge® Stainless Steel
- Standard Edgewise

Nu-Edge® Cobalt Chromium Brackets

Setting New Standards for Low Friction

Nu-Edge brackets set the standard for all metal brackets, with friction levels lower than stainless steel brackets of similar design.[1] Nu-Edge brackets are the first orthodontic appliances to be made of cobalt chromium (CoCr), which provides several advantages over stainless steel:

- CoCr is a hard alloy preventing archwire slot collapse due to occlusal stress.
- Brackets are cast rather than milled for superior smoothness.
- CoCr is 99.9% nickel-free and biocompatible for sensitive patients.

Enhanced Bond Strength, Simplified Clean-Up and Longer Shelf Life

Nu-Edge brackets are coated with a patented PrimeKote® polymer interface to improve bond strength. Brackets treated with PrimeKote have been shown to retain initial bond strength even after two years.[2] PrimeKote creates a chemical bond so that adhesive clings to the base of the bracket at debonding.[3]

Because PrimeKote is used to treat the entire bracket surface, the metal resists humidity. In vitro testing shows that, compared to a bracket made of 17-4 PH stainless steel, Nu-Edge brackets (made of ASTM F-75 CoCr) showed no corrosion, while steel brackets had significant corrosion potential.[4]

Vertical Slot

Some prescriptions are available with vertical slots that accept auxiliaries up to 0.46mm (.018″). Recommended auxiliaries are Power Pins, Rotating Springs and Individual Root Torquing Auxiliaries.

With Vertical Slot

Without Vertical Slot

Nu-Edge and TPO Ceramic Brackets: A Perfect Pair

Nu-Edge cobalt chromium and TPO ceramic brackets now come together in combination kits for an affordable aesthetic option.

- TPO ceramic brackets are injection molded for exceptional strength and smoothness, with friction values comparable to Nu-Edge cobalt chromium brackets.
- Economy combination kits provide beauty and performance in a simple, cost-effective package.

[1] Redlich M, Mayer Y, Harari D, Lweinstein I. In vitro study of frictional forces during sliding mechanics of reduced friction brackets. Am J Orthod Dentofacial Orthop July 2003; Vol 124:p.69-73.

[2] Devanathan, D. PrimeKote: A method to improve bracket bond durability. TP Orthodontics, Inc., 1999.

[3,4] Devanathan, D and Chudzynski, J. Technical evaluation of a new orthodontic bracket. TP Orthodontics, Inc., 1997.

Nu-Edge® Self-Ligating Cobalt Chromium Brackets

MBT* McLaughlin, Bennett, Trevisi System

PATIENT KITS

Slot Size	With Hooks	5 | 5
0.46mm (.018")	Cuspid/Bicuspid	**293-291SL**
0.56mm (.022")	Cuspid/Bicuspid	**293-294SL**

Kits contain 20 brackets without vertical slot.

MAXILLARY BRACKETS

	Slot Size	Left/ Right	Bondable
Central	0.46mm	L	**293-310SL**
Torque +17°	(.018")	R	**293-311SL**
Angulation + 4°	0.56mm	L	**293-312SL**
	(.022")	R	**293-313SL**
Lateral	0.46mm	L	**293-314SL**
Torque +10°	(.018")	R	**293-315SL**
Angulation + 8°	0.56mm	L	**293-316SL**
	(.022")	R	**293-317SL**
Cuspid with Distal Hook	0.46mm	L	**293-322SL**
Torque -7°	(.018")	R	**293-323SL**
Angulation +8°	0.56mm	L	**293-324SL**
	(.022")	R	**293-325SL**
Bicuspid with Distal Hook	0.46mm	L	**293-330SL**
Torque - 7°	(.018")	R	**293-331SL**
Angulation 0°	0.56mm	L	**293-332SL**
	(.022")	R	**293-333SL**

Package of 5

MANDIBULAR BRACKETS

	Slot Size	Left/ Right	Bondable
Anteriors	0.46mm	L/R	**293-354SL**
Torque -6°	(.018")		
Angulation 0°	0.56mm	L/R	**293-355SL**
	(.022")		
Cuspid with Distal Hook	0.46mm	L	**293-360SL**
Torque -6°	(.018")	R	**293-361SL**
Angulation +3°	0.56mm	L	**293-362SL**
	(.022")	R	**293-363SL**
1st Bicuspid with Distal Hook	0.46mm	L	**293-268SL**
Torque -12°	(.018")	R	**293-269SL**
Angulation +2°	0.56mm	L	**293-270SL**
	(.022")	R	**293-271SL**
2nd Bicuspid with Distal Hook	0.46mm	L	**293-276SL**
Torque -17°	(.018")	R	**293-277SL**
Angulation +2°	0.56mm	L	**293-278SL**
	(.022")	R	**293-279SL**

Package of 5

nu-edge® SL

Cobalt Chromium Brackets



Bracket Identification Chart

*MBT is a registered trademark of 3M Unitek. TP Orthodontics version of the McLaughlin, Bennett and Trevisi prescription is not intended to be a duplication of, nor an endorsement by, these doctors and such endorsement is not implied by the use of this term.

Nu-Edge® Mini Cobalt Chromium Brackets

Compatible with the Roth system: not endorsed by Dr. Roth

PATIENT KITS

Slot Size	With Hooks	Bicuspids Not Offset
0.46mm	Cuspid	**293-004**
(.018″)	Cuspid/Bicuspid	**293-206**
	No Hooks	**293-005**
0.56mm	Cuspid	**293-006**
(.022″)	Cuspid/Bicuspid	**293-207**
	No Hooks	**293-007**

Kits contain 20 brackets.

MAXILLARY BRACKETS

		Slot Size	Left/ Right	Bondable
Central		0.46mm	L	**293-160**
Torque	+14°	(.018″)	R	**293-161**
Tip	+5°	0.56mm	L	**293-162**
		(.022″)	R	**293-163**
Lateral		0.46mm	L	**293-164**
Torque	+7°	(.018″)	R	**293-165**
Tip	+8°	0.56mm	L	**293-166**
		(.022″)	R	**293-167**

Package of 5

Nu-Edge® Mini Cobalt Chromium Brackets

MBT* McLaughlin, Bennett, Trevisi System

PATIENT KITS

Slot Size	With Hooks	5|5 .027″ In/Out
0.46mm	Cuspid	**293-380**
(.018″)	Cuspid/Bicuspid	**293-381**
	No Hooks	**293-382**
0.56mm	Cuspid	**293-383**
(.022″)	Cuspid/Bicuspid	**293-384**
	No Hooks	**293-385**

Kits contain 20 brackets.

MAXILLARY BRACKETS

		Slot Size	Left/ Right	Bondable
Central		0.46mm	L	**293-386**
Torque	+17°	(.018″)	R	**293-387**
Tip	+5°	0.56mm	L	**293-388**
		(.022″)	R	**293-389**
Lateral		0.46mm	L	**293-396**
Torque	+10°	(.018″)	R	**293-397**
Tip	+7°	0.56mm	L	**293-398**
		(.022″)	R	**293-399**

Package of 5

*MBT is a registered trademark of 3M Unitek. TP Orthodontics version of the McLaughlin, Bennett and Trevisi prescription is not intended to be a duplication of, nor an endorsement by, these doctors and such endorsement is not implied by the use of this term.

Nu-Edge® Cobalt Chromium Brackets

Compatible with the Roth system: not endorsed by Dr. Roth

PATIENT KITS

Slot Size	With Hooks	Lower Bicuspids Not Offset	Upper/Lower Bicuspids Gingivally Offset	Lower Bicuspids Gingivally Offset	With Vertical Slot: Bicuspids Not Offset	With Vertical Slot: Bicuspids Gingivally Offset
0.46mm	Cuspid	**293-000**	**293-152**	**293-116**	**293-700**	**293-807**
(.018″)	Cuspid/Bicuspid	**293-106**	**293-153**	**293-114**	**293-701**	**293-808**
	No Hooks	**293-001**	**293-154**	**293-117**	**293-702**	**293-809**
0.56mm	Cuspid	**293-002**	**293-155**	**293-118**	**293-703**	**293-810**
(.022″)	Cuspid/Bicuspid	**293-107**	**293-156**	**293-115**	**293-704**	**293-811**
	No Hooks	**293-003**	**293-157**	**293-119**	**293-705**	**293-812**

Kits contain 20 brackets.

293-008 Bi-Dimensional Brackets with Cuspid Hooks Kit
.018″ centrals and laterals with .022″ cuspids and bicuspids
Kit contains 20 brackets.

MAXILLARY BRACKETS

		Slot Size	Left/ Right	Bondable Without Vertical Slot	Weldable Without Vertical Slot	Bondable With Vertical Slot	Weldable[§] With Vertical Slot
Central		0.46mm	L	**293-010**	**293-028**	**293-710**	
Torque	+14°	(.018″)	R	**293-011**	**293-029**	**293-711**	
Tip	+5°	0.56mm	L	**293-012**	**293-030**	**293-712**	
		(.022″)	R	**293-013**	**293-031**	**293-713**	
Lateral		0.46mm	L	**293-014**	**293-032**	**293-714**	
Torque	+7°	(.018″)	R	**293-015**	**293-033**	**293-715**	
Tip	+8°	0.56mm	L	**293-016**	**293-034**	**293-716**	
		(.022″)	R	**293-017**	**293-035**	**293-717**	
Cuspid without Hook		0.46mm	L	**293-018**	**293-036**[§]	**293-718**	**293-740**
Torque	0°	(.018″)	R	**293-019**	**293-037**[§]	**293-719**	**293-741**
Tip	+10°	0.56mm	L	**293-020**	**293-038**[§]	**293-720**	**293-742**
		(.022″)	R	**293-021**	**293-039**[§]	**293-721**	**293-743**
Cuspid with Distal Hook		0.46mm	L	**293-022**	**293-040**[§]	**293-722**	**293-744**
Torque	0°	(.018″)	R	**293-023**	**293-041**[§]	**293-723**	**293-745**
Tip	+10°	0.56mm	L	**293-024**	**293-042**[§]	**293-724**	**293-746**
		(.022″)	R	**293-025**	**293-043**[§]	**293-725**	**293-747**
Bicuspid without Hook		0.46mm	L/R	**293-026**	**293-044**[§]	**293-726**	**293-748**
Torque	-7°	(.018″)					
Tip	0°	0.56mm	L/R	**293-027**	**293-045**[§]	**293-727**	**293-749**
		(.022″)					
Bicuspid without Hook		0.46mm	L/R	**293-108**			
Gingival Offset		(.018″)					
Torque	-7°	0.56mm	L/R	**293-109**			
Tip	0°	(.022″)					
Bicuspid with Mesial Hook		0.46mm	L	**293-098**	**293-102**[§]	**293-728**	**293-750**
Torque	-7°	(.018″)	R	**293-099**	**293-103**[§]	**293-729**	**293-751**
Tip	0°	0.56mm	L	**293-100**	**293-104**[§]	**293-730**	**293-752**
		(.022″)	R	**293-101**	**293-105**[§]	**293-731**	**293-753**
Bicuspid with Mesial Hook		0.46mm	L	**293-140**			
Gingival Offset		(.018″)	R	**293-141**			
Torque	-7°	0.56mm	L	**293-142**			
Tip	0°	(.022″)	R	**293-143**			

[§]Bracket available on bands only.
Package of 5

Nu-Edge® Cobalt Chromium Brackets

Compatible with the Roth system: not endorsed by Dr. Roth

MANDIBULAR BRACKETS

	Slot Size	Left/ Right	Bondable Without Vertical Slot	Weldable§ Without Vertical Slot	Bondable With Vertical Slot	Weldable§ With Vertical Slot
Anteriors	0.46mm	L/R	**293-050**	**293-066**	**293-754**	
Torque -1°	(.018")					
Tip 0°	0.56mm	L/R	**293-052**	**293-068**	**293-755**	
	(.022")					
Anteriors	0.46mm	L/R	**293-049**	**293-048**		
Torque -12°	(.018")					
Tip 0°	0.56mm	L/R	**293-047**	**293-046**		
	(.022")					
Cuspid without Hook	0.46mm	L	**293-054**	**293-070**	**293-758**	**293-782**
Torque -11°	(.018")	R	**293-055**	**293-071**	**293-759**	**293-783**
Tip +6°	0.56mm	L	**293-056**	**293-072**	**293-760**	**293-784**
	(.022")	R	**293-057**	**293-073**	**293-761**	**293-785**
Cuspid with Distal Hook	0.46mm	L	**293-058**	**293-074**	**293-762**	**293-786**
Torque -11°	(.018")	R	**293-059**	**293-075**	**293-763**	**293-787**
Tip +6°	0.56mm	L	**293-060**	**293-076**	**293-764**	**293-788**
	(.022")	R	**293-061**	**293-077**	**293-765**	**293-789**
1st Bicuspid without Hook	0.46mm	L/R	**293-062**	**293-078**	**293-766**	**293-790**
Torque -17°	(.018")					
Tip 0°	0.56mm	L/R	**293-063**	**293-079**	**293-767**	**293-791**
	(.022")					
1st Bicuspid without Hook	0.46mm	L/R	**293-110**		**293-828**	
Gingival Offset	(.018")					
Torque -17°	0.56mm	L/R	**293-111**		**293-829**	
Tip 0°	(.022")					
1st Bicuspid with Distal Hook	0.46mm	L	**293-090**	**293-094**	**293-768**	**293-792**
Torque -17°	(.018")	R	**293-091**	**293-095**	**293-769**	**293-793**
Tip 0°	0.56mm	L	**293-092**	**293-096**	**293-770**	**293-794**
	(.022")	R	**293-093**	**293-097**	**293-771**	**293-795**
1st Bicuspid with Distal Hook	0.46mm	L	**293-144**		**293-820**	
Gingival Offset	(.018")	R	**293-145**		**293-821**	
Torque -17°	0.56mm	L	**293-146**		**293-822**	
Tip 0°	(.022")	R	**293-147**		**293-823**	
2nd Bicuspid without Hook	0.46mm	L/R	**293-064**	**293-080**	**293-772**	**293-796**
Torque -22°	(.018")					
Tip 0°	0.56mm	L/R	**293-065**	**293-081**	**293-773**	**293-797**
	(.022")					
2nd Bicuspid without Hook	0.46mm	L/R	**293-112**		**293-830**	
Gingival Offset	(.018")					
Torque -22°	0.56mm	L/R	**293-113**		**293-831**	
Tip 0°	(.022")					
2nd Bicuspid with Distal Hook	0.46mm	L	**293-082**	**293-086**	**293-774**	**293-798**
Torque -22°	(.018")	R	**293-083**	**293-087**	**293-775**	**293-799**
Tip 0°	0.56mm	L	**293-084**	**293-088**	**293-776**	**293-805**
	(.022")	R	**293-085**	**293-089**	**293-777**	**293-806**
2nd Bicuspid with Distal Hook	0.46mm	L	**293-148**		**293-824**	
Gingival Offset	(.018")	R	**293-149**		**293-825**	
Torque -22°	0.56mm	L	**293-150**		**293-826**	
Tip 0°	(.022")	R	**293-151**		**293-827**	

§Bracket available on bands only.
Package of 5

Nu-Edge® Cobalt Chromium Brackets

MBT* McLaughlin, Bennett, Trevisi System

PATIENT KITS

Slot Size	With Hooks	5|5 .027″ In/Out	5|5 .047″ In/Out
0.46mm	Cuspid	**293-390**	**293-300**
(.018″)	Cuspid/Bicuspid	**293-391**	**293-301**
	No Hooks	**293-392**	**293-302**
0.56mm	Cuspid	**293-393**	**293-303**
(.022″)	Cuspid/Bicuspid	**293-394**	**293-304**
	No Hooks	**293-395**	**293-305**

Kits contain 20 brackets without vertical slot.

MAXILLARY BRACKETS

		Slot Size	Left/ Right	Bondable	Weldable§
Central		0.46mm	L	**293-310**	**293-940**
Torque	+17°	(.018″)	R	**293-311**	**293-941**
Tip	+ 5°	0.56mm	L	**293-312**	**293-942**
		(.022″)	R	**293-313**	**293-943**
Lateral		0.46mm	L	**293-314**	**293-944**
Torque	+10°	(.018″)	R	**293-315**	**293-945**
Tip	+ 7°	0.56mm	L	**293-316**	**293-946**
		(.022″)	R	**293-317**	**293-947**
Cuspid without Hook		0.46mm	L	**293-318**	**293-948**
Torque	- 7°	(.018″)	R	**293-319**	**293-949**
Tip	+ 8°	0.56mm	L	**293-320**	**293-950**
		(.022″)	R	**293-321**	**293-951**
Cuspid with Distal Hook		0.46mm	L	**293-322**	**293-952**
Torque	0°	(.018″)	R	**293-323**	**293-953**
Tip	+7°	0.56mm	L	**293-324**	**293-954**
		(.022″)	R	**293-325**	**293-955**
Universal Bicuspid without Hook		0.46mm	L/R	**293-326**	**293-956**
Torque	- 7°	(.018″)			
Tip	0°	0.56mm	L/R	**293-328**	**293-958**
In/Out Comp.	.027″	(.022″)			
Universal Bicuspid with Distal Hook		0.46mm	L	**293-330**	**293-960**
Torque	- 7°	(.018″)	R	**293-331**	**293-961**
Tip	0°	0.56mm	L	**293-332**	**293-962**
In/Out Comp.	.027″	(.022″)	R	**293-333**	**293-963**
Optional 2nd Bicuspid w/o Hook		0.46mm	L/R	**293-334**	**293-964**
Torque	- 7°	(.018″)			
Tip	0°	0.56mm	L/R	**293-335**	**293-965**
In/Out Comp.	.047″	(.022″)			
Optional 2nd Bicuspid with Hook		0.46mm	L	**293-336**	**293-966**
Torque	- 7°	(.018″)	R	**293-337**	**293-967**
Tip	0°	0.56mm	L	**293-338**	**293-968**
In/Out Comp.	.047″	(.022″)	R	**293-339**	**293-969**

§Bracket available on bands only.
Package of 5

*MBT is a registered trademark of 3M Unitek. TP Orthodontics version of the McLaughlin, Bennett and Trevisi prescription is not intended to be a duplication of, nor an endorsement by, these doctors and such endorsement is not implied by the use of this term.

Nu-Edge® Cobalt Chromium Brackets

MBT* McLaughlin, Bennett, Trevisi System

MANDIBULAR BRACKETS

		Slot Size	Left/ Right	Bondable	Weldable§
Anteriors		0.46mm	L/R	**293-354**	**293-970**
Torque	-6°	(.018")			
Tip	0°	0.56mm	L/R	**293-355**	**293-972**
		(.022")			
Cuspid without Hook		0.46mm	L	**293-356**	**293-974**
Torque	-7°	(.018")	R	**293-357**	**293-975**
Tip	+3°	0.56mm	L	**293-358**	**293-976**
		(.022")	R	**293-359**	**293-977**
Cuspid with Distal Hook		0.46mm	L	**293-360**	**293-978**
Torque	0°	(.018")	R	**293-361**	**293-979**
Tip	+3°	0.56mm	L	**293-362**	**293-980**
		(.022")	R	**293-363**	**293-981**
1st Bicuspid without Hook		0.46mm	L	**293-364**	**293-982**
Gingival Offset		(.018")	R	**293-365**	**293-983**
Torque	-12°	0.56mm	L	**293-366**	**293-984**
Tip	+2°	(.022")	R	**293-367**	**293-985**
1st Bicuspid with Distal Hook		0.46mm	L	**293-368**	**293-986**
Gingival Offset		(.018")	R	**293-369**	**293-987**
Torque	-12°	0.56mm	L	**293-370**	**293-988**
Tip	+2°	(.022")	R	**293-371**	**293-989**
2nd Bicuspid without Hook		0.46mm	L	**293-372**	**293-990**
Gingival Offset		(.018")	R	**293-373**	**293-991**
Torque	-17°	0.56mm	L	**293-374**	**293-992**
Tip	+2°	(.022")	R	**293-375**	**293-993**
2nd Bicuspid with Distal Hook		0.46mm	L	**293-376**	**293-994**
Gingival Offset		(.018")	R	**293-377**	**293-995**
Torque	-17°	0.56mm	L	**293-378**	**293-996**
Tip	+2°	(.022")	R	**293-379**	**293-997**

§Bracket available on bands only.
Package of 5

*MBT is a registered trademark of 3M Unitek. TP Orthodontics version of the McLaughlin, Bennett and Trevisi prescription is not intended to be a duplication of, nor an endorsement by, these doctors and such endorsement is not implied by the use of this term.

Nu-Edge® Cobalt Chromium Brackets

BioTech .018" System

PATIENT KITS

Maxillary Centrals 0° Tip

Slot Size	With Hooks		With Vertical Slot
0.46mm	Cuspid	**293-400**	**293-500**
(.018")	Cuspid/Bicuspid	**293-402**	**293-502**
	No Hooks	**293-404**	**293-504**

Kits contain 20 bondable brackets, non-oriented only.

PATIENT KITS

Maxillary Centrals +5° Tip

Slot Size	With Hooks		With Vertical Slot
0.46mm	Cuspid	**293-401**	**293-501**
(.018")	Cuspid/Bicuspid	**293-403**	**293-503**

Kits contain 20 bondable brackets, non-oriented only.

MAXILLARY BRACKETS

		Slot Size	Left/ Right	Bondable	Weldable	Bondable With Vertical Slot	Weldable With Vertical Slot
Central		0.46mm					
Torque	+22°	(.018")	L/R	**293-410**		**293-510**	
Tip	0°						
Central		0.46mm	L	**293-406**		**293-506**	
Torque	+22°	(.018")	R	**293-407**		**293-507**	
Tip	+5°						
Lateral		0.46mm	L	**293-412**		**293-512**	
Torque	+14°	(.018")	R	**293-413**		**293-513**	
Tip	+8°						
Cuspid without Hook		0.46mm	L	**293-416**	**293-466**	**293-516**	**293-566**
Torque	+7°	(.018")	R	**293-417**	**293-467**	**293-517**	**293-567**
Tip	+5°						
Cuspid with Distal Hook		0.46mm	L	**293-420**	**293-470**	**293-520**	**293-570**
Torque	+7°	(.018")	R	**293-421**	**293-471**	**293-521**	**293-571**
Tip	+5°						
Bicuspid without Hook		0.46mm					
Torque	0°	(.018")	L/R	**293-424**	**293-474**	**293-524**	**293-574**
Tip	0°						
Bicuspid with Mesial Hook		0.46mm	L	**293-426**	**293-476**	**293-526**	**293-576**
Torque	0°	(.018")	R	**293-427**	**293-477**	**293-527**	**293-577**
Tip	0°						

Package of 5

Nu-Edge® Cobalt Chromium Brackets

BioTech .018" System

MANDIBULAR BRACKETS

		Slot Size	Left/ Right	Bondable	Weldable	Bondable With Vertical Slot	Weldable With Vertical Slot
Anteriors		0.46mm					
Torque	-1°	(.018")	L/R	**293-050**		**293-754**	
Tip	0°						
Cuspid without Hook		0.46mm	L	**293-417**	**293-467**	**293-517**	**293-567**
Torque	+7°	(.018")	R	**293-416**	**293-466**	**293-516**	**293-566**
Tip	+5°						
Cuspid with Distal Hook		0.46mm	L	**293-421**	**293-471**	**293-521**	**293-571**
Torque	+7°	(.018")	R	**293-420**	**293-470**	**293-520**	**293-570**
Tip	+5°						
Bicuspid without Hook		0.46mm					
Torque	0°	(.018")	L/R	**293-428**	**293-474**	**293-528**	**293-574**
Tip	0°						
Bicuspid without Hook Gingival Offset		0.46mm					
Torque	0°	(.018")	L/R	**293-478**		**293-578**	
Tip	0°						
Bicuspid with Distal Hook		0.46mm	L	**293-430**	**293-476**	**293-530**	**293-576**
Torque	0°	(.018")	R	**293-431**	**293-477**	**293-531**	**293-577**
Tip	0°						
Bicuspid with Distal Hook Gingival Offset		0.46mm	L	**293-479**		**293-579**	
Torque	0°	(.018")	R	**293-480**		**293-580**	
Tip	0°						

Package of 5

Nu-Edge® Cobalt Chromium Brackets

High Torque .022" System

MAXILLARY BRACKETS

		Slot Size	Left/ Right	Bondable	Bondable With Vertical Slot
Central		0.56mm			
Torque	+22°	(.022")	L/R	**293-411**	**293-511**
Tip	0°				
Central		0.56mm	L	**293-408**	**293-508**
Torque	+22°	(.022")	R	**293-409**	**293-509**
Tip	+5°				
Lateral		0.56mm	L	**293-414**	**293-514**
Torque	+14°	(.022")	R	**293-415**	**293-515**
Tip	+8°				

Package of 5

Nu-Edge®

Cobalt Chromium Brackets



BRACKET ID CHART – Nu-Edge Roth

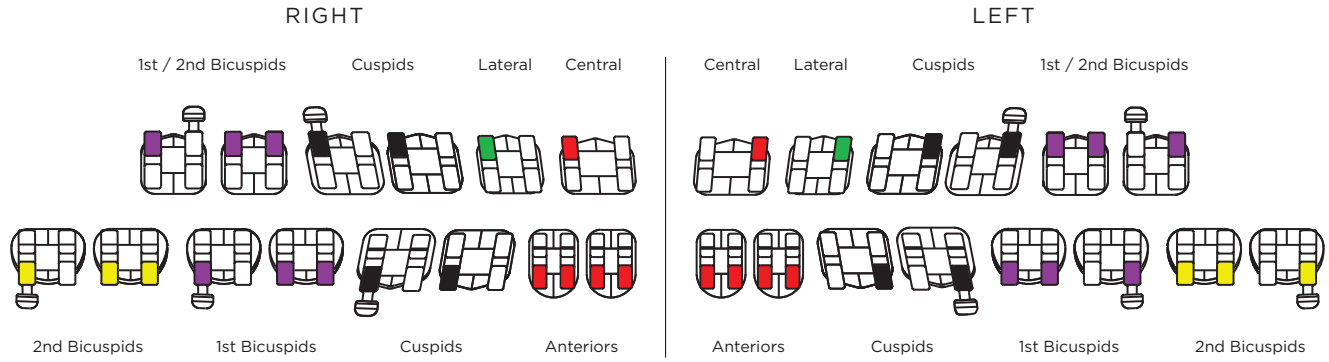

BRACKET ID CHART – Nu-Edge MBT

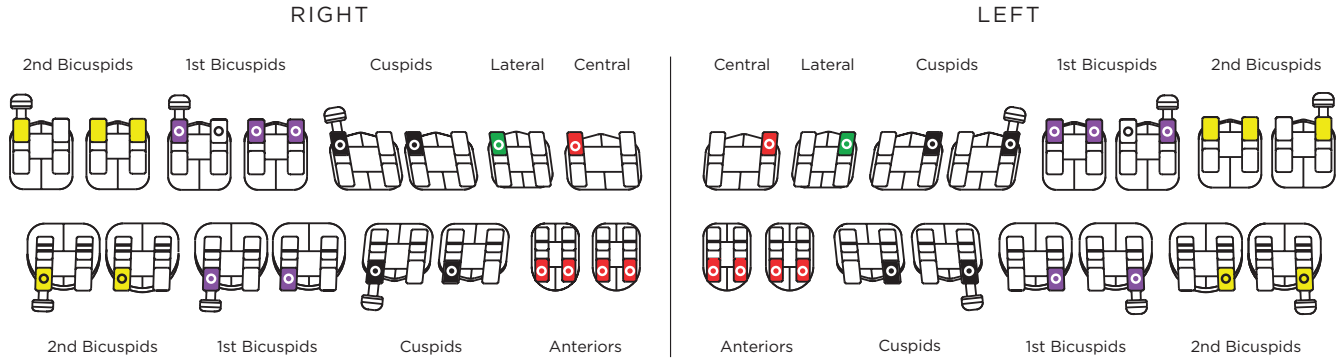

BRACKET ID CHART – Nu-Edge BioTech

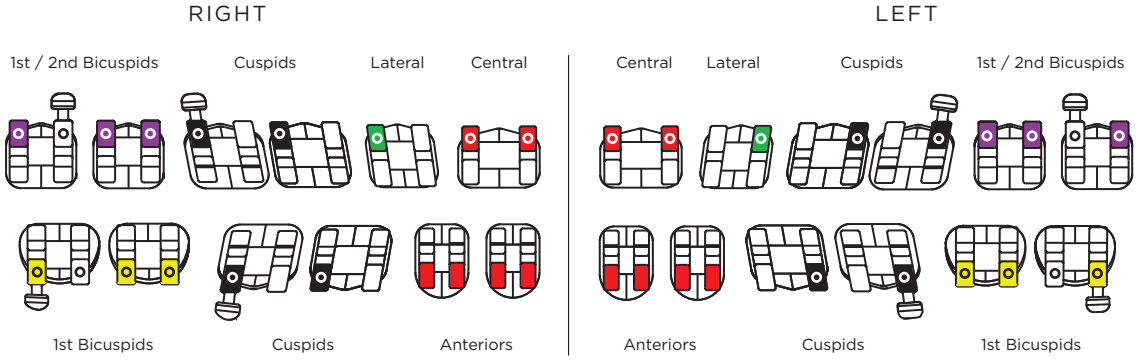

NV® Hybrid Bracket

Compatible with the Roth system: not endorsed by Dr. Roth

PATIENT KITS

	With Hooks	0.46mm (.018″) Slot	0.56mm (.022″) Slot
Upper & Lower 5-5	Cuspid/Bicuspid	**285-101**	**285-104**

Kits contain 20 brackets.
Maxillary first and second bicuspids have .027″ in/out compensation.

Patented

MAXILLARY BRACKETS

	Slot Size	Left/ Right	Bondable
Central	0.46mm	L	**285-110**
Torque +14°	(.018″)	R	**285-111**
Tip +5°	0.56mm	L	**285-112**
	(.022″)	R	**285-113**
Lateral	0.46mm	L	**285-114**
Torque +7°	(.018″)	R	**285-115**
Tip +8°	0.56mm	L	**285-116**
	(.022″)	R	**285-117**
Cuspid with Distal Hook	0.46mm	L	**285-122**
Torque 0°	(.018″)	R	**285-123**
Tip +10°	0.56mm	L	**285-124**
	(.022″)	R	**285-125**
Universal Bicuspid with Hook	0.46mm	L	**285-130**
Torque -7°	(.018″)	R	**285-131**
Tip 0°	0.56mm	L	**285-132**
	(.022″)	R	**285-133**

Package of 5

MANDIBULAR BRACKETS

	Slot Size	Left/ Right	Bondable
Anteriors	0.46mm	L/R	**285-154**
Torque -1°	(.018″)		
Tip 0°	0.56mm	L/R	**285-155**
	(.022″)		
Cuspid with Distal Hook	0.46mm	L	**285-160**
Torque -11°	(.018″)	R	**285-161**
Tip +6°	0.56mm	L	**285-162**
	(.022″)	R	**285-163**
1st Bicuspid with Hook	0.46mm	L	**285-168**
Torque -17°	(.018″)	R	**285-169**
Tip 0°	0.56mm	L	**285-170**
	(.022″)	R	**285-171**
2nd Bicuspid with Hook	0.46mm	L	**285-176**
Torque -22°	(.018″)	R	**285-177**
Tip 0°	0.56mm	L	**285-178**
	(.022″)	R	**285-179**

Package of 5

NV® Hybrid Bracket

MBT* McLaughlin, Bennett, Trevisi System

PATIENT KITS

	With Hooks	0.56mm (.022") Slot
Upper & Lower 5-5	Cuspid/Bicuspid	**285-004**

Kits contain 20 brackets.
Maxillary first and second bicuspids have .027" in/out compensation.

Patented

MAXILLARY BRACKETS

	Slot Size	Left/ Right	Bondable
Central	0.56mm	L	**285-012**
Torque +17°	(.022")	R	**285-013**
Tip +5°			
Lateral	0.56mm	L	**285-016**
Torque +10°	(.022")	R	**285-017**
Tip +7°			
Cuspid with Distal Hook	0.56mm	L	**285-024**
Torque 0°	(.022")	R	**285-025**
Tip +7°			
Universal Bicuspid with Hook	0.56mm	L	**285-032**
Torque -7°	(.022")	R	**285-033**
Tip 0°			
In/Out Comp. .027"			
Opt. 2nd Bicuspid with Hook	0.56mm	L	**285-038**
Torque -7°	(.022")	R	**285-039**
Tip 0°			
In/Out Comp. .047"			

Package of 5

MANDIBULAR BRACKETS

	Slot Size	Left/ Right	Bondable
Anteriors	0.56mm	L/R	**285-055**
Torque -6°	(.022")		
Tip 0°			
Cuspid with Distal Hook	0.56mm	L	**285-062**
Torque 0°	(.022")	R	**285-063**
Tip +3°			
1st Bicuspid with Hook	0.56mm	L	**285-070**
Torque -12°	(.022")	R	**285-071**
Tip +2°			
2nd Bicuspid with Hook	0.56mm	L	**285-078**
Torque -17°	(.022")	R	**285-079**
Tip +2°			

Package of 5

*MBT is a registered trademark of 3M Unitek. TP Orthodontics version of the McLaughlin, Bennett and Trevisi prescription is not intended to be a duplication of, nor an endorsement by, these doctors and such endorsement is not implied by the use of this term.

NV® Hybrid Bracket
with Pre-Applied Adhesive

Compatible with the Roth system: not endorsed by Dr. Roth



PATIENT KITS

	With Hooks	0.46mm (.018") Slot	0.56mm (.022") Slot
Upper & Lower 5-5	Cuspid/Bicuspid	**285-101RBX**	**285-104RBX**

Kits contain 20 brackets.

MAXILLARY BRACKETS

	Slot Size	Left/ Right	Bondable
Central	0.46mm	L	**285-110RBX**
Torque +14°	(.018")	R	**285-111RBX**
Tip +5°	0.56mm	L	**285-112RBX**
	(.022")	R	**285-113RBX**
Lateral	0.46mm	L	**285-114RBX**
Torque +7°	(.018")	R	**285-115RBX**
Tip +8°	0.56mm	L	**285-116RBX**
	(.022")	R	**285-117RBX**
Cuspid with Distal Hook	0.46mm	L	**285-122RBX**
Torque 0°	(.018")	R	**285-123RBX**
Tip +10°	0.56mm	L	**285-124RBX**
	(.022")	R	**285-125RBX**
Universal Bicuspid with Hook	0.46mm	L	**285-130RBX**
Torque -7°	(.018")	R	**285-131RBX**
Tip 0°	0.56mm	L	**285-132RBX**
	(.022")	R	**285-133RBX**

Package of 5

MANDIBULAR BRACKETS

	Slot Size	Left/ Right	Bondable
Anteriors	0.46mm	L/R	**285-154RBX**
Torque -1°	(.018")		
Tip 0°	0.56mm	L/R	**285-155RBX**
	(.022")		
Cuspid with Distal Hook	0.46mm	L	**285-160RBX**
Torque -11°	(.018")	R	**285-161RBX**
Tip +6°	0.56mm	L	**285-162RBX**
	(.022")	R	**285-163RBX**
1st Bicuspid with Hook	0.46mm	L	**285-168RBX**
Torque -17°	(.018")	R	**285-169RBX**
Tip 0°	0.56mm	L	**285-170RBX**
	(.022")	R	**285-171RBX**
2nd Bicuspid with Hook	0.46mm	L	**285-176RBX**
Torque -22°	(.018")	R	**285-177RBX**
Tip 0°	0.56mm	L	**285-178RBX**
	(.022")	R	**285-179RBX**

Package of 5

NV® Hybrid Bracket
with Pre-Applied Adhesive

MBT* McLaughlin, Bennett, Trevisi System



PATIENT KITS

With Hooks	0.56mm (.022") Slot
Upper & Lower 5-5 Cuspid/Bicuspid	**285-004RBX**

Kits contain 20 brackets.

MAXILLARY BRACKETS

	Slot Size	Left/ Right	Bondable
Central	0.56mm	L	**285-012RBX**
Torque +17°	(.022")	R	**285-013RBX**
Tip +5°			
Lateral	0.56mm	L	**285-016RBX**
Torque +10°	(.022")	R	**285-017RBX**
Tip +7°			
Cuspid with Distal Hook	0.56mm	L	**285-024RBX**
Torque 0°	(.022")	R	**285-025RBX**
Tip +7°			
Universal Bicuspid with Hook	0.56mm	L	**285-032RBX**
Torque -7°	(.022")	R	**285-033RBX**
Tip 0°			
In/Out Comp. .027"			

Package of 5

MANDIBULAR BRACKETS

	Slot Size	Left/ Right	Bondable
Anteriors	0.56mm	L/R	**285-055RBX**
Torque -6°	(.022")		
Tip 0°			
Cuspid with Distal Hook	0.56mm	L	**285-062RBX**
Torque 0°	(.022")	R	**285-063RBX**
Tip +3°			
1st Bicuspid with Hook	0.56mm	L	**285-070RBX**
Torque -12°	(.022")	R	**285-071RBX**
Tip +2°			
2nd Bicuspid with Hook	0.56mm	L	**285-078RBX**
Torque -17°	(.022")	R	**285-079RBX**
Tip +2°			

Package of 5

*MBT is a registered trademark of 3M Unitek. TP Orthodontics version of the McLaughlin, Bennett and Trevisi prescription is not intended to be a duplication of, nor an endorsement by, these doctors and such endorsement is not implied by the use of this term.

NV®

Hybrid Brackets

BRACKET ID CHART – NV Roth

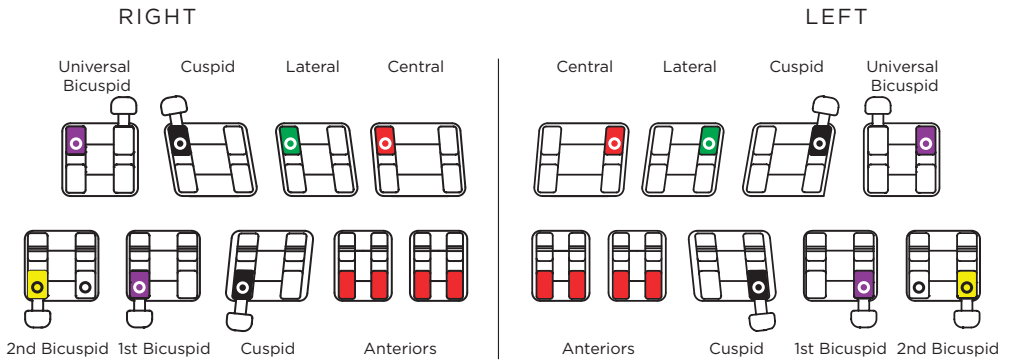

BRACKET ID CHART – NV MBT

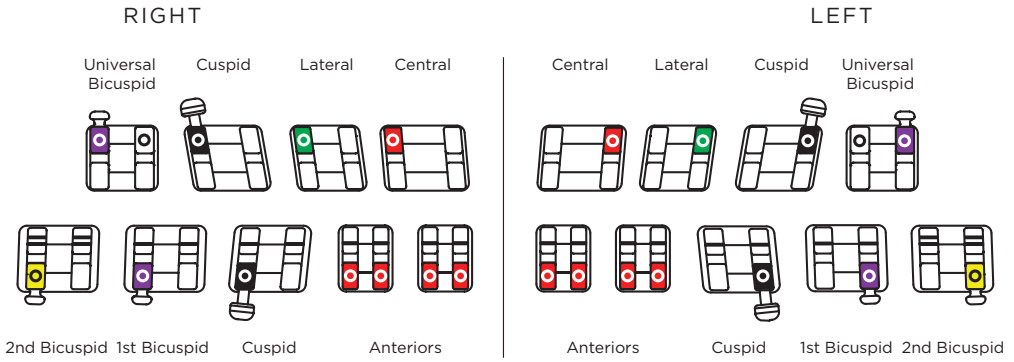

Straight-Edge® II Stainless Steel Brackets
With Torque in the Base

Straight-Edge II brackets provide torque in the base for level slot line-up, simplifying bracket placement and archwire insertion.

Profile heights are lower and all surfaces are more rounded and comfortable. Small notches are cast into the occlusal and gingival of the bracket surfaces to secure positioning jigs and Side-Winder uprighting springs.

At this time Straight-Edge II is only available in the Roth system.

Universal Lower Anterior Bracket

Lower anterior brackets are available with the customary +2° tip or with Universal 0° tip. Universal brackets with 0° tip have no left and right orientation which helps to reduce inventory supplies. Universal anteriors are offered with -1° or -6° lingual root torque.

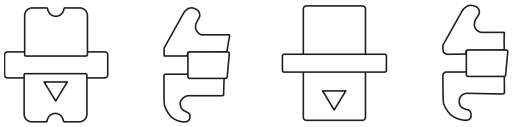

0° Tip with -6° Lingual Root Torque

0° Tip with -1° Lingual Root Torque

Vertical Slot for Auxiliaries

All TPO Straight-Edge brackets have a vertical slot that accepts 0.46mm (.018″) auxiliaries and allows the operator options not found in similar type brackets.

Straight-Edge auxiliaries include rotating springs, uprighting springs, power hooks, power pins, bi-level pins, torquing auxiliaries and positioning jigs.

See pages 115-121 for more information on auxiliaries.

Mandibular Bicuspids with Gingival Offsets

Occlusal interference can lead to frequent rebonds or to banding of mandibular bicuspids. Special mandibular bicuspid brackets are available with brackets positioned gingivally on bonding pad to reduce chance of occlusal interference.

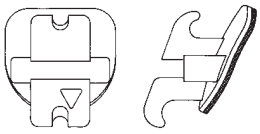

Straight-Edge® II Stainless Steel Brackets

Compatible with the Roth system: not endorsed by Dr. Roth

PATIENT KITS

Slot Size	-1° Universal Lower Anteriors	Non-Oriented	Oriented on Jigs	With Cuspid Hooks Non-Oriented	With Cuspid Hooks Oriented on Jigs
0.46mm (.018")	No	**292-001**	**292-002**	**292-011**	**292-012**
0.56mm (.022")	No	**292-003**	**292-004***	**292-013**	**292-014**
	Yes	**292-005***	**292-006***	**292-015**	**292-016**

Kits contain 20 bondable brackets. Mandibular first bicuspids have -14° torque.
Jigs are recommended heights.

292-0007 Straight-Edge with Tip-Edge Cuspids (.022"), oriented

292-0008 Straight-Edge with Tip-Edge Cuspids (.022") with special jigs, oriented

MAXILLARY BRACKETS

	Slot Size	Left/ Right	Bondable Non-Oriented	Bondable Oriented 3.5mm Blue	Bondable Oriented 4mm Red	Bondable Oriented 4.5mm Yellow	Bondable Oriented 5mm Green	Weldable
Central Narrow	0.46mm	L	**292-051***		**292-075***	**292-091**		**292-107**§
Torque +12°	(.018")	R	**292-052***		**292-076***	**292-092**		**292-108**§
Tip +5°	0.56mm	L	**292-053***		**292-077***	**292-093**		**292-109**§
Rotation 0°	(.022")	R	**292-054***		**292-078***	**292-094**		**292-110**§
Lateral	0.46mm	L	**292-055***	**292-067***	**292-079**			**292-111**§
Torque +8°	(.018")	R	**292-056***	**292-068***	**292-080**			**292-112**§
Tip +9°	0.56mm	L	**292-057***	**292-069***	**292-081**			**292-113**§
Rotation 0°	(.022")	R	**292-058***	**292-070***	**292-082**			**292-114**§
Cuspid without Hook	0.46mm	L	**292-059***		**292-083**	**292-095***	**292-103**	**292-115**
Torque -2°	(.018")	R	**292-060***		**292-084**	**292-096***	**292-104**	**292-116**
Tip +11°	0.56mm	L	**292-061***		**292-085**	**292-097***	**292-105**	**292-117**
Rotation -4°	(.022")	R	**292-062***		**292-086**	**292-098***	**292-106**	**292-118**
Cuspid with Distal Hook	0.46mm	L	**292-359**		**292-383**	**292-395**	**292-363**	**292-123**
Torque -2°	(.018")	R	**292-360**		**292-384**	**292-396**	**292-364**	**292-124**
Tip +11°	0.56mm	L	**292-361**		**292-385**	**292-397**	**292-365**	**292-125**
Rotation -4°	(.022")	R	**292-362**		**292-386**	**292-398**	**292-366**	**292-126**
Bicuspids	0.46mm	L	**292-063**	**292-071**	**292-087**	**292-099**		**292-119**
Torque -7°	(.018")	R	**292-064**	**292-072**	**292-088**	**292-100**		**292-120**
Tip 0°	0.56mm	L	**292-065**	**292-073**	**292-089**	**292-101**		**292-121**
Rotation +2°	(.022")	R	**292-066**	**292-074**	**292-090**	**292-102**		**292-122**

Recommended jig heights: Maxillary central 4mm, lateral 3.5mm, cuspids 4.5mm, 1st bicuspids 4mm, 2nd bicuspids 3.5mm.

§Bracket available on bands only.

Package of 5

Larger Pad



Smaller Pad

* Item numbers marked with an asterisk may be ordered with smaller bonding pads by adding an F after the order number.

Straight-Edge® II Stainless Steel Brackets

Compatible with the Roth system: not endorsed by Dr. Roth

MANDIBULAR BRACKETS

	Slot Size	Left/ Right	Non-Oriented	Bondable Oriented 3.5mm Blue	Bondable Oriented 4mm Red	Bondable Oriented 4.5mm Yellow	Bondable Oriented 5mm Green	Weldable
Universal Anterior Torque -1° Tip 0° Rotation 0°	0.56mm (.022")	L/R	**291-975***	**291-976***	**291-977**			**291-865**§
Universal Anterior Torque -6°	0.46mm (.018")	L/R	**291-978***	**291-979***	**291-980**			**291-981**§
Tip 0° Rotation 0°	0.56mm (.022")	L/R	**291-982***	**291-983***	**291-984**			**291-985**§
Anteriors Torque -1°	0.46mm (.018")	L	**292-151***	**292-163***	**292-171**			**292-195**§
		R	**292-152***	**292-164***	**292-172**			**292-196**§
Tip +2° Rotation 0°	0.56mm (.022")	L	**292-153***	**292-165***	**292-173**			**292-197**§
		R	**292-154***	**292-166***	**292-174**			**292-198**§
Cuspid without Hook Torque -11°	0.46mm (.018")	L	**292-155***		**292-175***	**292-183***	**292-191**	**292-199**
		R	**292-156***		**292-176***	**292-184***	**292-192**	**292-200**
Tip +5° Rotation -2°	0.56mm (.022")	L	**292-157***		**292-177***	**292-185**	**292-193**	**292-201**
		R	**292-158***		**292-178***	**292-186**	**292-194**	**292-202**
Cuspid with Distal Hook Torque -11°	0.46mm (.018")	L	**292-355**		**292-375**	**292-387**	**292-391**	**292-127**
		R	**292-356**		**292-376**	**292-388**	**292-392**	**292-128**
Tip +5° Rotation -2°	0.56mm (.022")	L	**292-357**		**292-377**	**292-389**	**292-393**	**292-129**
		R	**292-358**		**292-378**	**292-390**	**292-394**	**292-130**
1st Bicuspid Torque -17°	0.46mm (.018")	L	**292-223**	**292-225**	**292-227**	**292-229**		**292-231**
		R	**292-224**	**292-226**	**292-228**	**292-230**		**292-232**
Tip +1° Rotation +4°	0.56mm (.022")	L	**292-233**	**292-235**	**292-237**	**292-239**		**292-241**
		R	**292-234**	**292-236**	**292-238**	**292-240**		**292-242**
1st Bi Ging. Offset Torque -17°	0.46mm (.018")	L	**292-243**	**292-245**	**292-247**	**292-249**		
		R	**292-244**	**292-246**	**292-248**	**292-250**		
Tip +1° Rotation +4°	0.56mm (.022")	L	**292-251**	**292-253**	**292-255**	**292-257**		
		R	**292-252**	**292-254**	**292-256**	**292-258**		
2nd Bicuspid Torque -22°	0.46mm (.018")	L	**292-159**	**292-167**	**292-179**	**292-187**		**292-203**
		R	**292-160**	**292-168**	**292-180**	**292-188**		**292-204**
Tip +1° Rotation +4°	0.56mm (.022")	L	**292-161**	**292-169**	**292-181**	**292-189**		**292-205**
		R	**292-162**	**292-170**	**292-182**	**292-190**		**292-206**
2nd Bi Ging. Offset Torque -22°	0.46mm (.018")	L	**292-207**	**292-211**	**292-215**	**292-219**		
		R	**292-208**	**292-212**	**292-216**	**292-220**		
Tip +1° Rotation +4°	0.56mm (.022")	L	**292-209**	**292-213**	**292-217**	**292-221**		
		R	**292-210**	**292-214**	**292-218**	**292-222**		

Recommended jig heights: Mandibular anteriors 3.5mm, cuspids 4mm, bicuspids 4mm.

§Bracket available on bands only.

Package of 5

Larger Pad

Smaller Pad

* Item numbers marked with an asterisk may be ordered with smaller bonding pads by adding an F after the order number.

METAL BRACKET SYSTEMS

Straight-Edge® II

Stainless Steel Brackets

BRACKET ID CHART – Straight-Edge II Roth

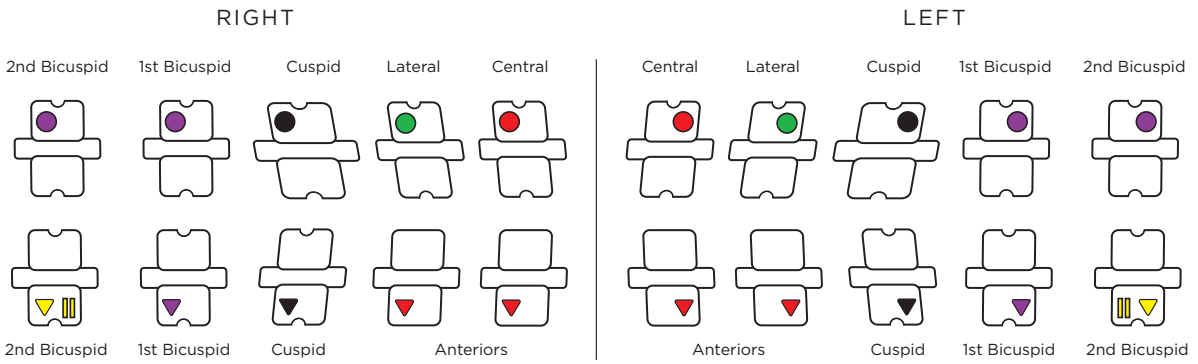

Torque in the Base

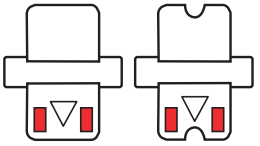

-1° or -6°

Lingual Root Torque

Red color codes appear on both sides of triangle on universal lower anteriors.

A distogingival identification mark is on each bracket. Circles identify the upper brackets and triangles identify the lower brackets. Identification markings are also color-coded. Two small bars are added mesial to the identification marks on second bicuspids. Color-coded positioning jigs provide further identification for oriented brackets.

Positioning Jigs

Positioning jigs are designed to help take the uncertainty out of bracket placement, allowing quick bracket orientation.

Jigs facilitate accurate placement of the archwire slot relative to the incisal edge of the tooth. This is important for anyone who spends a great deal of time working with precise bracket placement. Jig measurements are from the center of the archwire slot to the incisal edge or cusp tips.

Positioning jigs are easily removed after bonding adhesive has set. Twist sideways to disengage the head. Remove jig by sliding it incisally.

RECOMMENDED JIG HEIGHT

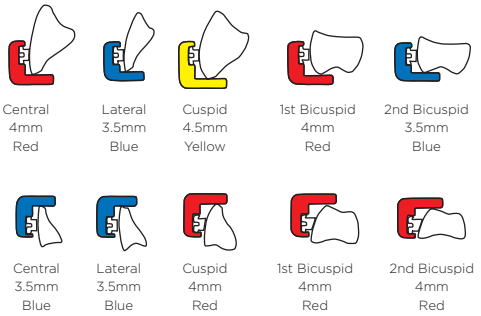

Jig height substitutions can be made for an additional charge.
Green 5mm jigs are also available for cuspids.

Straight-Edge® I Stainless Steel Brackets
With Torque in the Face

Straight-Edge is a preadjusted straight arch bracket system with built-in tip, torque, rotation and in/out compensation. Three popular prescriptions are available.

Straight-Edge brackets combine maximum aesthetics, easy identification, improved bracket orientation, custom prescriptions and auxiliaries never before offered in a bracket system.

Wide or Narrow Central Brackets

TPO offers the option of selecting wide maxillary central brackets or aesthetically pleasing narrow brackets. Rotational control is maintained by the mesiodistal extensions hidden behind the archwire.

Wide Central

Narrow Central

Universal Lower Anterior Bracket

Lower anterior brackets are available with the customary +2° tip or with Universal 0° tip.

Universal brackets with 0° tip have no left and right orientation which helps to reduce inventory supplies.

Universal anteriors are offered with -1° or -6° lingual root torque.

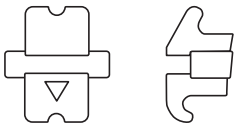

0° Tip with -6°
Lingual Root Torque

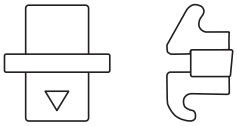

0° Tip with -1°
Lingual Root Torque

Vertical Slot for Auxiliaries

All TPO Straight-Edge brackets have a vertical slot that accepts 0.46mm (.018") auxiliaries, including rotating springs, uprighting springs, power hooks, power pins, bi-level pins, torquing auxiliaries and positioning jigs.

See pages 115-121 for more information on auxiliaries.



Power Pin
for retraction or space closure

Power Hook
for retraction or space closure

Rotating Spring
for axial rotations

Side-Winder Spring
for mesiodistal uprighting

Bi-Level Pin
for engaging a second archwire

Torquing Auxiliaries
for anterior root torque

Straight-Edge® I Stainless Steel Brackets

Andrews† System

PATIENT KITS

Slot Size	Upper Central	-1° Universal Lower Anteriors	Non-Oriented	Oriented on Jigs
0.46mm	Wide	No	**290-500**	**290-520**
(.018″)	Narrow	No	**290-400**	**290-450**
0.56mm	Wide	No	**290-600**	**290-620**
(.022″)	Narrow	No	**290-700**	**290-750**
	Wide	Yes	**290-590**	**290-592**
	Narrow	Yes	**290-591**	**290-593**

Kits contain 20 bondable brackets.
Jigs are recommended heights.

MAXILLARY BRACKETS

	Slot Size	Left/ Right	Non-Oriented	Oriented 3.5mm Blue	Bondable Oriented 4mm Red	Oriented 4.5mm Yellow	Oriented 5mm Green
Central Wide	0.46mm	L	**290-501**		**290-523**	**290-525**	
Torque +7°	(.018″)	R	**290-502**		**290-524**	**290-526**	
Tip +5°	0.56mm	L	**290-601**		**290-623**	**290-625**	
Rotation 0°	(.022″)	R	**290-602**		**290-624**	**290-626**	
Central Narrow	0.46mm	L	**290-831**		**290-835**	**290-837**	
Torque +7°	(.018″)	R	**290-832**		**290-836**	**290-838**	
Tip +5°	0.56mm	L	**290-841**		**290-845**	**290-847**	
Rotation 0°	(.022″)	R	**290-842**		**290-846**	**290-848**	
Lateral	0.46mm	L	**290-503**	**290-527**	**290-529**		
Torque +3°	(.018″)	R	**290-504**	**290-528**	**290-530**		
Tip +9°	0.56mm	L	**290-603**	**290-627**	**290-629**		
Rotation 0°	(.022″)	R	**290-604**	**290-628**	**290-630**		
Cuspid	0.46mm	L	**290-505**		**290-535**	**290-537**	**290-737**
Torque -7°	(.018″)	R	**290-506**		**290-536**	**290-538**	**290-738**
Tip +11°	0.56mm	L	**290-605**		**290-635**	**290-637**	**290-937**
Rotation 0°	(.022″)	R	**290-606**		**290-636**	**290-638**	**290-938**
1st Bicuspid	0.46mm	L	**290-507**	**290-541**	**290-545**	**290-549**	
Torque -7°	(.018″)	R	**290-539**	**290-543**	**290-547**	**290-551**	
Tip +2°	0.56mm	L	**290-607**	**290-641**	**290-645**	**290-649**	
Rotation 0°	(.022″)	R	**290-639**	**290-643**	**290-647**	**290-651**	
2nd Bicuspid	0.46mm	L	**290-508**	**290-542**	**290-546**	**290-550**	
Torque -7°	(.018″)	R	**290-540**	**290-544**	**290-548**	**290-552**	
Tip +2°	0.56mm	L	**290-608**	**290-642**	**290-646**	**290-650**	
Rotation 0°	(.022″)	R	**290-640**	**290-644**	**290-648**	**290-652**	

Recommended jig heights: Maxillary central 4mm, lateral 3.5mm, cuspids 4.5mm, 1st bicuspids 4mm, 2nd bicuspids 3.5mm.
Package of 5

† TPO does not imply authorization or endorsement by Dr. Andrews.

Straight-Edge® I Stainless Steel Brackets

Andrews† System

MANDIBULAR BRACKETS

	Slot Size	Left/ Right	Non-Oriented	Oriented 3.5mm Blue	Bondable Oriented 4mm Red	Oriented 4.5mm Yellow	Oriented 5mm Green
Central	0.46mm	L	**290-009**	**290-053**	**290-057**		
Torque -1°	(.018″)	R	**290-010**	**290-055**	**290-059**		
Tip +2°	0.56mm	L	**290-109**	**290-153**	**290-157**		
Rotation 0°	(.022″)	R	**290-110**	**290-155**	**290-159**		
Lateral	0.46mm	L	**290-009**	**290-054**	**290-058**		
Torque -1°	(.018″)	R	**290-010**	**290-056**	**290-060**		
Tip +2°	0.56mm	L	**290-109**	**290-154**	**290-158**		
Rotation 0°	(.022″)	R	**290-110**	**290-156**	**290-160**		
Universal Anterior							
Torque -1°							
Tip 0°	0.56mm	L/R	**291-975***	**291-976***	**291-977***		
Rotation 0°	(.022″)						
Universal Anterior	0.46mm	L/R	**291-978***	**291-979***	**291-980**		
Torque -6°	(.018″)						
Tip 0°	0.56mm	L/R	**291-982***	**291-983***	**291-984***		
Rotation 0°	(.022″)						
Cuspid	0.46mm	L	**290-511**		**290-567**	**290-571**	**290-771**
Torque -11°	(.018″)	R	**290-512**		**290-568**	**290-572**	**290-772**
Tip +5°	0.56mm	L	**290-611**		**290-667**	**290-671**	**290-971**
Rotation 0°	(.022″)	R	**290-612**		**290-668**	**290-672**	**290-972**
1st Bicuspid	0.46mm	L	**290-513**	**290-573**	**290-575**	**290-577**	
Torque -17°	(.018″)	R	**290-514**	**290-574**	**290-576**	**290-578**	
Tip +2°	0.56mm	L	**290-613**	**290-673**	**290-675**	**290-677**	
Rotation 0°	(.022″)	R	**290-614**	**290-674**	**290-676**	**290-678**	
2nd Bicuspid	0.46mm	L	**290-515**	**290-581**	**290-583**	**290-585**	
Torque -22°	(.018″)	R	**290-516**	**290-582**	**290-584**	**290-586**	
Tip +2°	0.56mm	L	**290-615**	**290-681**	**290-683**	**290-685**	
Rotation 0°	(.022″)	R	**290-616**	**290-682**	**290-684**	**290-686**	

Recommended jig heights: Mandibular anteriors 3.5mm, cuspids 4mm, bicuspids 4mm.
Package of 5


Larger Pad

Smaller Pad

* Anterior brackets marked with an asterisk may be ordered with smaller bonding pads by adding an F after the order number.

† TPO does not imply authorization or endorsement by Dr. Andrews.

METAL BRACKET SYSTEMS

Straight-Edge® I Stainless Steel Brackets

Ricketts® System

PATIENT KITS

Slot Size	Upper Central	-1° Universal Lower Anteriors	Non-Oriented	Oriented on Jigs
0.47mm	Wide	No	**291-500**	**291-520**
(.0185")	Narrow	No	**291-300**	**291-350**
0.56mm	Wide	No	**291-600**	**291-620**
(.022")	Narrow	No	**291-900**	**291-950**
	Wide	Yes	**291-790**	**291-792**
	Narrow	Yes	**291-791**	**291-793**

Kits contain 20 bondable brackets.
Jigs are recommended heights.

MAXILLARY BRACKETS

	Slot Size	Left/ Right	Non-Oriented	Bondable Oriented 3.5mm Blue	Bondable Oriented 4mm Red	Bondable Oriented 4.5mm Yellow	Bondable Oriented 5mm Green
Central Wide	0.47mm	L	**291-501**		**291-523**	**291-525**	
Torque +22°	(.0185")	R	**291-502**		**291-524**	**291-526**	
Tip +5°	0.56mm	L	**291-601**		**291-623**	**291-625**	
Rotation 0°	(.022")	R	**291-602**		**291-624**	**291-626**	
Central Narrow	0.47mm	L	**291-831**		**291-835**	**291-837**	
Torque +22°	(.0185")	R	**291-832**		**291-836**	**291-838**	
Tip +5°	0.56mm	L	**291-841**		**291-845**	**291-847**	
Rotation 0°	(.022")	R	**291-842**		**291-846**	**291-848**	
Lateral	0.47mm	L	**291-503**	**291-527**	**291-529**		
Torque +14°	(.0185")	R	**291-504**	**291-528**	**291-530**		
Tip +9°	0.56mm	L	**291-603**	**291-627**	**291-629**		
Rotation 0°	(.022")	R	**291-604**	**291-628**	**291-630**		
Cuspid	0.47mm	L	**291-505**		**291-535**	**291-537**	**291-737**
Torque +7°	(.0185")	R	**291-506**		**291-536**	**291-538**	**291-738**
Tip +5°	0.56mm	L	**291-605**		**291-635**	**291-637**	**291-937**
Rotation 0°	(.022")	R	**291-606**		**291-636**	**291-638**	**291-938**
1st Bicuspid	0.47mm	L	**291-007**	**291-041**	**291-045**	**291-049**	
Torque 0°	(.0185")	R	**291-039**	**291-043**	**291-047**	**291-051**	
Tip 0°	0.56mm	L	**291-107**	**291-141**	**291-145**	**291-149**	
Rotation 0°	(.022")	R	**291-139**	**291-143**	**291-147**	**291-151**	
2nd Bicuspid	0.47mm	L	**291-008**	**291-042**	**291-046**	**291-050**	
Torque 0°	(.0185")	R	**291-040**	**291-044**	**291-048**	**291-052**	
Tip 0°	0.56mm	L	**291-108**	**291-142**	**291-146**	**291-150**	
Rotation 0°	(.022")	R	**291-140**	**291-144**	**291-148**	**291-152**	

Recommended jig heights: Maxillary central 4mm, lateral 3.5mm, cuspid 4.5mm, 1st bicuspid 4mm, 2nd bicuspid 3.5mm.
Package of 5

Ricketts is a registered trademark of Rocky Mountain Orthodontics, Inc.

Straight-Edge® I Stainless Steel Brackets

Ricketts® System

MANDIBULAR BRACKETS

	Slot Size	Left/ Right	Non-Oriented	Bondable Oriented 3.5mm Blue	Bondable Oriented 4mm Red	Bondable Oriented 4.5mm Yellow	Bondable Oriented 5mm Green
Central	0.47mm	L	**290-009**	**290-053**	**290-057**		
Torque -1°	(.0185")	R	**290-010**	**290-055**	**290-059**		
Tip +2°	0.56mm	L	**290-109**	**290-153**	**290-157**		
Rotation 0°	(.022")	R	**290-110**	**290-155**	**290-159**		
Lateral	0.47mm	L	**290-009**	**290-054**	**290-058**		
Torque -1°	(.0185")	R	**290-010**	**290-056**	**290-060**		
Tip +2°	0.56mm	L	**290-109**	**290-154**	**290-158**		
Rotation 0°	(.022")	R	**290-110**	**290-156**	**290-160**		
Universal Anterior							
Torque -1°							
Tip 0°	0.56mm	L/R	**291-975***	**291-976**	**291-977**		
Rotation 0°	(.022")						
Universal Anterior	0.47mm	L/R	**291-978***	**291-979**	**291-980**		
Torque -6°	(.0185")						
Tip 0°	0.56mm	L/R	**291-982***	**291-983**	**291-984**		
Rotation 0°	(.022")						
Cuspid	0.47mm	L	**291-511**		**291-567**	**291-571**	**291-771**
Torque +7°	(.0185")	R	**291-512**		**291-568**	**291-572**	**291-772**
Tip +5°	0.56mm	L	**291-611**		**291-667**	**291-671**	**291-971**
Rotation 0°	(.022")	R	**291-612**		**291-668**	**291-672**	**291-972**
1st Bicuspid	0.47mm	L	**291-013**	**291-073**	**291-075**	**291-077**	
Torque 0°	(.0185")	R	**291-014**	**291-074**	**291-076**	**291-078**	
Tip 0°	0.56mm	L	**291-113**	**291-173**	**291-175**	**291-177**	
Rotation 0°	(.022")	R	**291-114**	**291-174**	**291-176**	**291-178**	
2nd Bicuspid	0.47mm	L	**291-515**	**291-581**	**291-583**	**291-585**	
Torque -14°	(.0185")	R	**291-516**	**291-582**	**291-584**	**291-586**	
Tip 0°	0.56mm	L	**291-615**	**291-681**	**291-683**	**291-685**	
Rotation 0°	(.022")	R	**291-616**	**291-682**	**291-684**	**291-686**	
Bicuspid Extraction	0.47mm	L	**291-517**	**291-587**	**291-589**	**291-591**	
Torque -7°	(.0185")	R	**291-518**	**291-588**	**291-590**	**291-592**	
Tip 0°	0.56mm	L	**291-617**	**291-687**	**291-689**	**291-691**	
Rotation 0°	(.022")	R	**291-618**	**291-688**	**291-690**	**291-692**	

Recommended jig heights: Mandibular anteriors 3.5mm, cuspids 4mm, bicuspids 4mm.
Package of 5


Larger Pad


Smaller Pad

* Anterior brackets marked with an asterisk may be ordered with smaller bonding pads by adding an F after the order number.

Ricketts is a registered trademark of Rocky Mountain Orthodontics, Inc.

Straight-Edge® I

Stainless Steel Brackets

BRACKET ID CHART – Straight-Edge I Andrews / Ricketts®

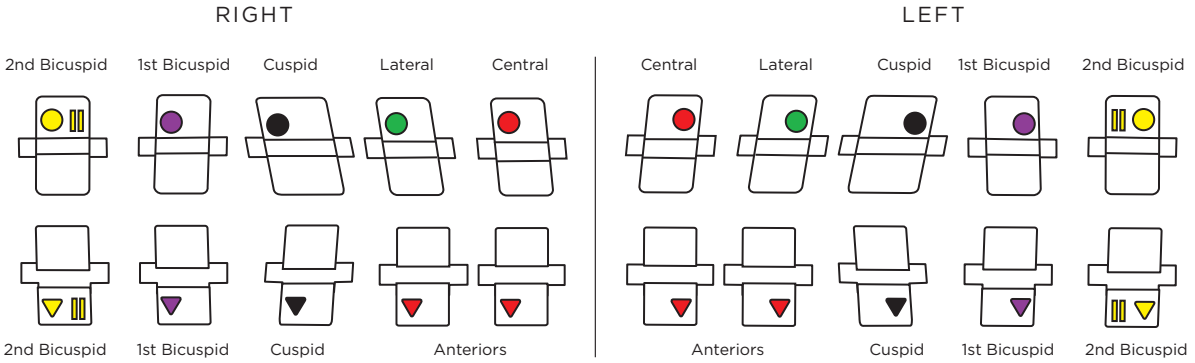

Torque in the Face

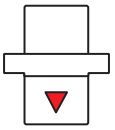

Identification symbol centered on universal lower anteriors.

A distogingival identification mark is on each bracket. Circles identify the upper brackets and triangles identify the lower brackets. Identification markings are also color-coded. Two small bars are added mesial to the identification marks on second bicuspids. Color-coded positioning jigs provide further identification for oriented brackets.

Positioning Jigs

Positioning jigs are designed to help take the uncertainty out of bracket placement, allowing quick bracket orientation.

Jigs facilitate accurate placement of the archwire slot relative to the incisal edge of the tooth. This is important for anyone who spends a great deal of time working with precise bracket placement. Jig measurements are from the center of the archwire slot to the incisal edge or cusp tips.

Positioning jigs are easily removed after bonding adhesive has set. Twist sideways to disengage the head. Remove jig by sliding it incisally.

RECOMMENDED JIG HEIGHT

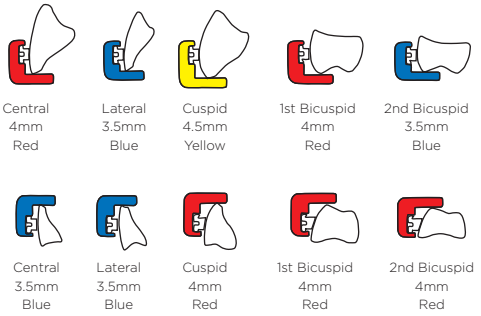

Jig height substitutions can be made for an additional charge.
Green 5mm jigs are also available for cuspids.

Tip-Edge PLUS® Stainless Steel Brackets

Tip-Edge PLUS brackets feature a patented design that provides programmed treatment from start to finish. Teeth move naturally, with very light forces and little anchorage strain.

The difference is due to the innovative "deep tunnel" lingual horizontal archwire slot, which permits mesiodistal uprighting and torquing from the power of a preformed nickel titanium wire. Vertical and horizontal control is assured by passive rectangular archwires.

- Unprecedented treatment without the need for headgear, implants or functional appliances.
- Preadjusted to capture 100% torque and tip — zero-tolerance finish.
- Extremely light forces — only 1 to 3 ounces.
- Automatic rotational control.
- Eliminates unwanted torque reactions to adjacent teeth.
- Also available in aesthetic injection-molded ceramic.

Archwire slot has (A) tipping surfaces to permit tipping only in the desired direction and (B) uprighting surfaces to control final crown tip.

Lingual view of maxillary right canine (lingual pad removed) shows flexed nickel titanium auxiliary wire in lingual tunnel. Full size passive rectangular archwire is in the labial archwire slot.

Molar Tubes Enclosed in Patient Kits

Patient kits are available with and without bondable combination slant back molar tubes.

6|6 Upper First Molars Low Profile

Rect. Tube Size	Round-Ging. Tube Size	Left/ Right	Bondable Big Foot Pad .325"
.022" x .028"	.036"	L	**391-907**
x 4.7mm	x 6.0mm	R	**391-908**

Package of 10

Bondable Right Shown

6|6 Lower First Molars Low Profile

Rect. Tube Size	Round-Ging. Tube Size	Left/ Right	Bondable Big Foot Pad .325"
.022" x .028"	.036"	L	**391-909**
x 4.7mm	x 6.0mm	R	**391-910**

Package of 10

Bondable Right Shown

Tip-Edge PLUS® Stainless Steel Brackets

PATIENT KITS

	Slot Size	Non-Oriented	Oriented Incisal Jig	Oriented Universal Jig	Oriented Incisal Jigs with Tubes	Oriented Universal Jigs with Tubes
Non-Extraction	0.56mm	**296-600**	**296-602**	**296-5700**	**296-604**	**296-5710**
Four Bi Extraction	(.022")		**296-603**	**296-5750**	**296-605**	

Non-extraction kits contain 20 bondable brackets, extraction kits have 16 brackets.
Mandibular second bicuspids are not offset in kits. Order separately.

MAXILLARY BRACKETS

		Slot Size	Left/ Right	Bondable: Non-Oriented	Bondable: Oriented 3.5mm Blue	Bondable: Oriented 4mm Red	Bondable: Oriented 4.5mm Yellow	Bondable: Oriented 5mm Green	Bondable: Oriented Universal Orange	Weldable
Central										
Torque	+12°	0.56mm	L	**296-611**		**296-639**	**296-655**		**296-5790**	**296-675**[§]
Tip	+5°	(.022")	R	**296-612**		**296-640**	**296-656**		**296-5800**	**296-676**[§]
Lateral										
Torque	+8°	0.56mm	L	**296-613**	**296-629**	**296-641**			**296-5810**	**296-677**[§]
Tip	+9°	(.022")	R	**296-614**	**296-630**	**296-642**			**296-5820**	**296-678**[§]
Cuspid										
Torque	-4°	0.56mm	L	**296-615**		**296-643**	**296-659**	**296-671**	**296-5830**	**296-679**
Tip	+11°	(.022")	R	**296-616**		**296-644**	**296-660**	**296-672**	**296-5840**	**296-680**
Bicuspid										
Torque	-7°	0.56mm	CCW	**296-617**	**296-631**	**296-645**	**296-661**		**296-5850**	**296-681**
Tip	0°	(.022")	CW	**296-618**	**296-632**	**296-646**	**296-662**		**296-5860**	**296-682**

Recommended jig heights: Maxillary central 4mm, lateral 3.5mm, cuspid 4.5mm, bicuspids 4mm.
[§]Bracket available on bands only.
Package of 5

MANDIBULAR BRACKETS

		Slot Size	Left/ Right	Bondable: Non-Oriented	Bondable: Oriented 3.5mm Blue	Bondable: Oriented 4mm Red	Bondable: Oriented 4.5mm Yellow	Bondable: Oriented 5mm Green	Bondable: Oriented Universal Orange	Weldable
Anteriors										
Torque	-1°	0.56mm	L	**296-619**	**296-633**	**296-647**			**296-5870**	**296-683**[§]
Tip	+2°	(.022")	R	**296-620**	**296-634**	**296-648**			**296-5880**	**296-684**[§]
Cuspid										
Torque	-11°	0.56mm	L	**296-623**		**296-651**	**296-667**	**296-673**	**296-5890**	**296-687**
Tip	+5°	(.022")	R	**296-624**		**296-652**	**296-668**	**296-674**	**296-5900**	**296-688**
Bicuspid										
Torque	-20°	0.56mm	CCW	**296-625**	**296-637**	**296-653**	**296-669**		**296-5910**	**296-689**
Tip	0°	(.022")	CW	**296-626**	**296-638**	**296-654**	**296-670**		**296-5920**	**296-690**
Bicuspid with Ging. Offset										
Torque	-20°	0.56mm	CCW	**296-691**	**296-693**	**296-695**	**296-697**		**296-5930**	
Tip	0°	(.022")	CW	**296-692**	**296-694**	**296-696**	**296-698**		**296-5940**	

Recommended jig heights: Mandibular anteriors 3.5mm, cuspid 4mm, bicuspids 4mm.
[§]Bracket available on bands only.
Package of 5

Tip-Edge PLUS®

Stainless Steel Brackets

BRACKET ID CHART – Tip-Edge PLUS Non-Extraction / Extraction

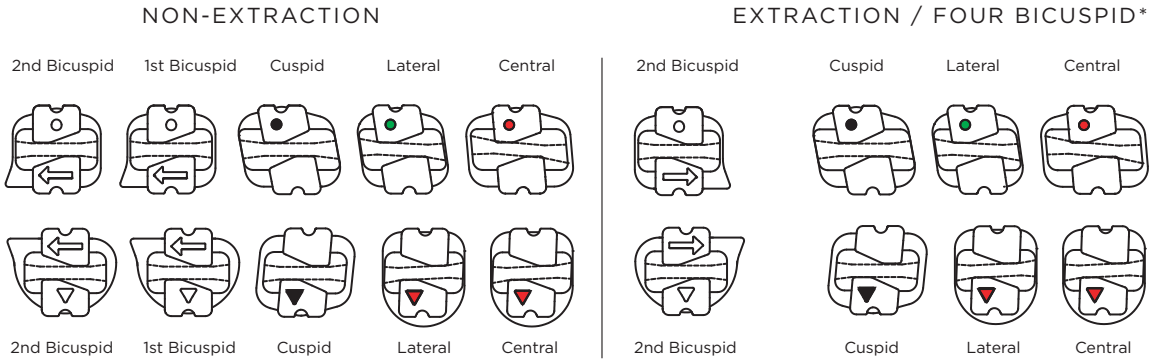

Bicuspids

Arrows on the bicuspids represent the direction crowns should tip during initial treatment — either clockwise or counterclockwise. The bonding pad shape also points toward the direction of desired crown tipping.

Gingivally offset mandibular bicuspid brackets are available with brackets positioned gingivally on bonding pads to permit proper bonding height on partially erupted teeth.

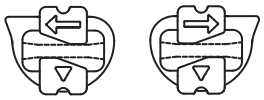

Counterclockwise Clockwise

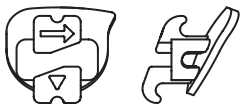

Gingivally Offset Bicuspids

*Switch bicuspid brackets (side-to-side) when second bicuspids are extracted.

Positioning Jigs

Incisal jigs are designed to help with accurate incisogingival bracket placement and assist with sighting long axis crown angulations. Jig measurements are from the center of the archwire slot to the incisal edge or cusp tips. Color coding identifies the various heights.

Incisal Jig

Universal jigs are available without horizontal arms to enable custom bonding according to personal bracket height preferences. The increased occlusal length helps visually parallel the bracket with the long axis of the crown. Available in orange only.

Universal Jig

RECOMMENDED JIG HEIGHT

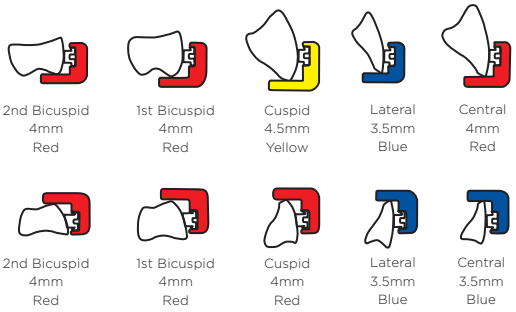

Green 5mm jigs are also available for cuspids.

METAL BRACKET SYSTEMS

Tip-Edge® Rx-I Stainless Steel Brackets

PATIENT KITS

	Slot Size	Non-Oriented	Oriented 1	Oriented 2
Non-Extraction	0.56mm	**296-000**	**296-002**	**296-004**

Non-extraction kits contain 20 bondable brackets, extraction kits have 16 brackets.
Bicuspids are on noted jig *except* for Oriented Universal Orange.

MAXILLARY BRACKETS

		Slot Size	Left/ Right	Bondable Non-Oriented	Oriented 3.5mm Blue	Oriented 4mm Red	Oriented 4.5mm Yellow	Oriented 5mm Green	Oriented 5.5mm White	Oriented Universal Orange	Weldable
Central											
Torque	+12°	0.56mm	L	**296-011**	**296-027**	**296-039**	**296-055**			**296-5110**	
Tip	+5°	(.022″)	R	**296-012**	**296-028**	**296-040**	**296-056**			**296-5120**	
Lateral											
Torque	+8°	0.56mm	L	**296-013**	**296-029**	**296-041**				**296-5130**	
Tip	+9°	(.022″)	R	**296-014**	**296-030**	**296-042**				**296-5140**	
Cuspid											
Torque	-4°	0.56mm	L	**296-015**		**296-043**	**296-059**	**296-071**	**296-319**	**296-5150**	**296-079**
Tip	+11°	(.022″)	R	**296-016**		**296-044**	**296-060**	**296-072**	**296-320**	**296-5160**	**296-080**
Bicuspid											
Torque	-7°	0.56mm	CCW	**296-017**	**296-031**	**296-045**	**296-061**			**296-5170**	**296-081**
Tip	0°	(.022″)	CW	**296-018**	**296-032**	**296-046**	**296-062**			**296-5180**	**296-082**

Recommended jig heights: Maxillary central 4mm, lateral 3.5mm, cuspid 4.5mm, bicuspids 4mm.
Package of 5

MANDIBULAR BRACKETS

		Slot Size	Left/ Right	Bondable Non-Oriented	Oriented 3.5mm Blue	Oriented 4mm Red	Oriented 4.5mm Yellow	Oriented 5mm Green	Oriented 5.5mm White	Oriented Universal Orange	Weldable
Anterior											
Torque	-1°	0.56mm	L	**296-019**	**296-033**	**296-047**				**296-5190**	
Tip	+2°	(.022″)	R	**296-020**	**296-034**	**296-048**				**296-5200**	
Cuspid											
Torque	-11°	0.56mm	L	**296-023**		**296-051**	**296-067**	**296-073**	**296-329**	**296-5230**	**296-087**
Tip	+5°	(.022″)	R	**296-024**		**296-052**	**296-068**	**296-074**	**296-330**	**296-5240**	**296-088**
Bicuspid					——— 45° Jig ———						
Torque	-20°	0.56mm	CCW	**296-025**	**296-037**	**296-053**	**296-069**			**296-5250**	**296-089**
Tip	0°	(.022″)	CW	**296-026**	**296-038**	**296-054**	**296-070**			**296-5260**	**296-090**
Bicuspid					——— 90° Jig ———						
Torque	-20°	0.56mm	CCW		**296-375**	**296-377**	**296-379**				
Tip	0°	(.022″)	CW		**296-376**	**296-378**	**296-380**				
Bicuspid with Gingival Offset					——— 45° Jig ———						
Torque	-20°	0.56mm	CCW	**296-091**	**296-093**	**296-095**	**296-097**			**296-5270**	
Tip	0°	(.022″)	CW	**296-092**	**296-094**	**296-096**	**296-098**			**296-5280**	
Bicuspid with Gingival Offset					——— 90° Jig ———						
Torque	-20°	0.56mm	CCW		**296-371**	**296-373**	**296-381**				
Tip	0°	(.022″)	CW		**296-372**	**296-374**	**296-382**				

Recommended jig heights: Mandibular anteriors 3.5mm, cuspid 4mm, bicuspids 4mm.
Package of 5

Tip-Edge® Rx-I

Stainless Steel Brackets

BRACKET ID CHART – Tip-Edge Rx-I Non-Extraction

NON-EXTRACTION

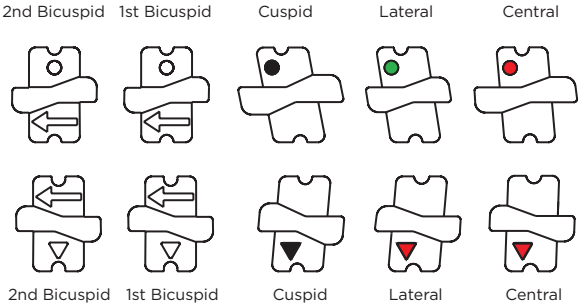

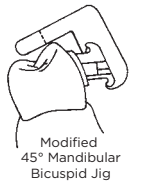

Modified 45° Mandibular Bicuspid Jig

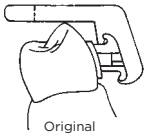

Original 90° Mandibular Bicuspid Jig

Bicuspids

Arrows on the bicuspids represent the direction crowns should tip during initial treatment — either clockwise or counterclockwise. The bonding pad shape also points toward the direction of desired crown tipping.

Gingivally offset mandibular bicuspid brackets are available with brackets positioned gingivally on bonding pads to permit proper bonding height on partially erupted teeth.

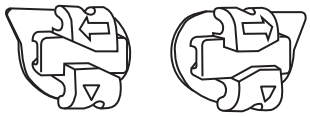

Counterclockwise Clockwise

Gingivally Offset Bicuspids

Circles identify the upper brackets and triangles identify the lower brackets.

Positioning Jigs

Positioning jigs assure accurate incisogingival bracket placement and assist with sighting long axis crown angulations. Jig measurements are from the center of the archwire slot to the incisal edge or cusp tips.

Universal jigs are also available without horizontal arms. This enables custom bonding to the height preferences of the operator. The increased occlusal length helps visually parallel the bracket with the long axis of the crown.

Universal jigs are without an incisal stop on all brackets.

RECOMMENDED JIG HEIGHT

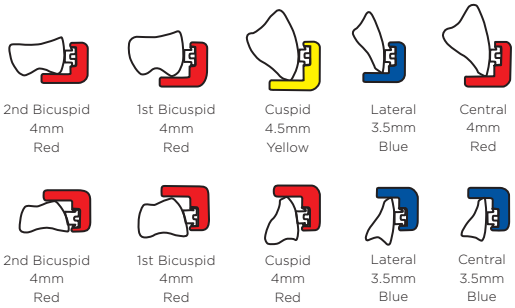

Green 5mm jigs are also available for cuspids.

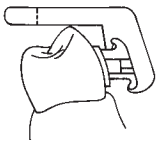

Modified 45° Mandibular Bicuspid Jig

Universal Jigs are without an incisal stop on all brackets.

Original 90° Mandibular Bicuspid Jig

METAL BRACKET SYSTEMS

Advant-Edge® I Stainless Steel Brackets

Andrews† System with Vertical Slot

PATIENT KITS

Slot Size	With Hooks	Non-Oriented	Oriented on Incisal Jigs	Oriented on Step Jigs
0.46mm	Cuspid	**294-020**	**294-026**	**294-038**
(.018″)	Cuspid/Bicuspid	**294-021**	**294-027**	**294-039**
	No Hooks	**294-022**	**294-028**	**294-040**
0.56mm	Cuspid	**294-023**	**294-029**	**294-041**
(.022″)	Cuspid/Bicuspid	**294-024**	**294-030**	**294-042**
	No Hooks	**294-025**	**294-031**	**294-043**

Kits contain 20 bondable brackets with notched wing lower anteriors.
Incisal jigs are recommended jig heights.

Patented

MAXILLARY BRACKETS

		Slot Size	Left/ Right	Bondable: Non-Oriented	Bondable: Oriented Incisal Jig 3.5mm Blue	Bondable: Oriented Incisal Jig 4mm Red	Bondable: Oriented Incisal Jig 4.5mm Yellow	Bondable: Oriented Incisal Jig 5mm Green	Oriented Step Jig Red
Central		0.46mm	L	**294-250**	**294-282**	**294-314**	**294-354**		**294-520**
Torque	+7°	(.018″)	R	**294-251**	**294-283**	**294-315**	**294-355**		**294-521**
Tip	+5°	0.56mm	L	**294-252**	**294-284**	**294-316**	**294-356**		**294-522**
		(.022″)	R	**294-253**	**294-285**	**294-317**	**294-357**		**294-523**
Lateral		0.46mm	L	**294-254**	**294-290**	**294-322**	**294-362**		**294-524**
Torque	+3°	(.018″)	R	**294-255**	**294-291**	**294-323**	**294-363**		**294-525**
Tip	+9°	0.56mm	L	**294-256**	**294-292**	**294-324**	**294-364**		**294-526**
		(.022″)	R	**294-257**	**294-293**	**294-325**	**294-365**		**294-527**
Cuspid without Hook		0.46mm	L	**294-258**		**294-330**	**294-370**	**294-394**	**294-528**
Torque	-7°	(.018″)	R	**294-259**		**294-331**	**294-371**	**294-395**	**294-529**
Tip	+11°	0.56mm	L	**294-260**		**294-332**	**294-372**	**294-396**	**294-530**
		(.022″)	R	**294-261**		**294-333**	**294-373**	**294-397**	**294-531**
Cuspid with Distal Hook		0.46mm	L	**294-262**		**294-334**	**294-374**	**294-398**	**294-532**
Torque	-7°	(.018″)	R	**294-263**		**294-335**	**294-375**	**294-399**	**294-533**
Tip	+11°	0.56mm	L	**294-264**		**294-336**	**294-376**	**294-400**	**294-534**
		(.022″)	R	**294-265**		**294-337**	**294-377**	**294-401**	**294-535**
Bicuspid without Hook		0.46mm	L	**294-066**	**294-098**	**294-138**	**294-178**		**294-466**
Torque	-7°	(.018″)	R	**294-067**	**294-099**	**294-139**	**294-179**		**294-467**
Tip	0°	0.56mm	L	**294-068**	**294-100**	**294-140**	**294-180**		**294-468**
		(.022″)	R	**294-069**	**294-101**	**294-141**	**294-181**		**294-469**
Bicuspid with Mesial Hook		0.46mm	L	**294-070**	**294-102**	**294-142**	**294-182**		**294-470**
Torque	-7°	(.018″)	R	**294-071**	**294-103**	**294-143**	**294-183**		**294-471**
Tip	0°	0.56mm	L	**294-072**	**294-104**	**294-144**	**294-184**		**294-472**
		(.022″)	R	**294-073**	**294-105**	**294-145**	**294-185**		**294-473**

Recommended incisal jig heights: Maxillary central 4mm, lateral 3.5mm, cuspid 4.5mm, first bicuspid 4mm, second bicuspid 3.5mm.
Package of 5

† TPO does not imply authorization or endorsement by Dr. Andrews.

MANDIBULAR BRACKETS

	Slot Size	Left/ Right	Bondable Non-Oriented	Oriented Incisal Jig 3.5mm Blue	Oriented Incisal Jig 4mm Red	Oriented Incisal Jig 4.5mm Yellow	Oriented Incisal Jig 5mm Green	Oriented Step Jig Yellow
Central Plain	0.46mm	L	294-550	294-582	294-614	294-654		
Torque -1°	(.018")	R	294-551	294-583	294-615	294-655		
Tip +2°	0.56mm	L	294-552	294-584	294-616	294-656		
	(.022")	R	294-553	294-585	294-617	294-657		
Central Notched	0.46mm	L	294-554	294-586	294-618	294-658		294-484
Torque -1°	(.018")	R	294-555	294-587	294-619	294-659		294-485
Tip +2°	0.56mm	L	294-556	294-588	294-620	294-660		294-486
	(.022")	R	294-557	294-589	294-621	294-661		294-487
Lateral Plain	0.46mm	L	294-550	294-590	294-622	294-662		
Torque -1°	(.018")	R	294-551	294-591	294-623	294-663		
Tip +2°	0.56mm	L	294-552	294-592	294-624	294-664		
	(.022")	R	294-553	294-593	294-625	294-665		
Lateral Notched	0.46mm	L	294-554	294-594	294-626	294-666		294-484
Torque -1°	(.018")	R	294-555	294-595	294-627	294-667		294-485
Tip +2°	0.56mm	L	294-556	294-596	294-628	294-668		294-486
	(.022")	R	294-557	294-597	294-629	294-669		294-487
Cuspid without Hook	0.46mm	L	294-558		294-630	294-670	294-694	294-488
Torque -11°	(.018")	R	294-559		294-631	294-671	294-695	294-489
Tip +5°	0.56mm	L	294-560		294-632	294-672	294-696	294-490
	(.022")	R	294-561		294-633	294-673	294-697	294-491
Cuspid with Distal Hook	0.46mm	L	294-562		294-634	294-674	294-698	294-492
Torque -11°	(.018")	R	294-563		294-635	294-675	294-699	294-493
Tip +5°	0.56mm	L	294-564		294-636	294-676	294-700	294-494
	(.022")	R	294-565		294-637	294-677	294-701	294-495
1st Bicuspid w/o Hook	0.46mm	L	294-566	294-598	294-638	294-678		294-496
Torque -17°	(.018")	R	294-567	294-599	294-639	294-679		294-497
Tip 0°	0.56mm	L	294-568	294-600	294-640	294-680		294-498
	(.022")	R	294-569	294-601	294-641	294-681		294-499
1st Bicuspid w/o Hook	0.46mm	L	294-426	294-442	294-512	294-544		294-744
Gingival Offset	(.018")	R	294-427	294-443	294-513	294-545		294-745
Torque -17°	0.56mm	L	294-428	294-444	294-514	294-546		294-746
Tip 0°	(.022")	R	294-429	294-445	294-515	294-547		294-747
1st Bicuspid with Hook	0.46mm	L	294-570	294-602	294-642	294-682		294-500
Torque -17°	(.018")	R	294-571	294-603	294-643	294-683		294-501
Tip 0°	0.56mm	L	294-572	294-604	294-644	294-684		294-502
	(.022")	R	294-573	294-605	294-645	294-685		294-503
1st Bicuspid with Hook	0.46mm	L	294-430	294-446	294-516	294-548		294-748
Gingival Offset	(.018")	R	294-431	294-447	294-517	294-549		294-749
Torque -17°	0.56mm	L	294-432	294-448	294-518	294-734		294-770
Tip 0°	(.022")	R	294-433	294-449	294-519	294-735		294-771
2nd Bicuspid w/o Hook	0.46mm	L	294-574	294-606	294-646	294-686		294-504
Torque -22°	(.018")	R	294-575	294-607	294-647	294-687		294-505
Tip 0°	0.56mm	L	294-576	294-608	294-648	294-688		294-506
	(.022")	R	294-577	294-609	294-649	294-689		294-507
2nd Bicuspid w/o Hook	0.46mm	L	294-434	294-474	294-536	294-736		294-772
Gingival Offset	(.018")	R	294-435	294-475	294-537	294-737		294-773
Torque -22°	0.56mm	L	294-436	294-476	294-538	294-738		294-774
Tip 0°	(.022")	R	294-437	294-477	294-539	294-739		294-775
2nd Bicuspid with Hook	0.46mm	L	294-578	294-610	294-650	294-690		294-508
Torque -22°	(.018")	R	294-579	294-611	294-651	294-691		294-509
Tip 0°	0.56mm	L	294-580	294-612	294-652	294-692		294-510
	(.022")	R	294-581	294-613	294-653	294-693		294-511
2nd Bicuspid with Hook	0.46mm	L	294-438	294-478	294-540	294-740		294-776
Gingival Offset	(.018")	R	294-439	294-479	294-541	294-741		294-777
Torque -22°	0.56mm	L	294-440	294-480	294-542	294-742		294-778
Tip 0°	(.022")	R	294-441	294-481	294-543	294-743		294-779

Recommended incisal jig heights: Mandibular anteriors 3.5mm, cuspid 4mm, bicuspids 4mm.
Package of 5

Advant-Edge® I Stainless Steel Brackets

Ricketts® System with Vertical Slot

PATIENT KITS

Slot Size	With Hooks	Non-Oriented	Oriented on Incisal Jigs	Oriented on Step Jigs
0.47mm	Cuspid	**294-032**	**294-080**	**294-035**
(.0185")	No Hooks	**294-034**	**294-081**	**294-037**

Kits contain 20 bondable brackets with notched wing lower anteriors, -7° torque lower first bicuspids and -14° torque lower second bicuspids.
Incisal jigs are recommended jig heights.

Patented

MAXILLARY BRACKETS

		Slot Size	Left/ Right	Bondable: Non-Oriented	Bondable: Oriented Incisal Jig 3.5mm Blue	Bondable: Oriented Incisal Jig 4mm Red	Bondable: Oriented Incisal Jig 4.5mm Yellow	Bondable: Oriented Incisal Jig 5mm Green	Bondable: Oriented Step Jig Red	Weldable
Central		0.47mm								
Torque	+22°	(.0185")	L	**294-750**		**294-858**	**294-876**		**294-760**	
Tip	+5°		R	**294-751**		**294-859**	**294-877**		**294-761**	
Lateral		0.47mm								
Torque	+14°	(.0185")	L	**294-752**	**294-850**	**294-860**			**294-762**	
Tip	+9°		R	**294-753**	**294-851**	**294-861**			**294-763**	
Cuspid without Hook		0.47mm								
Torque	+7°	(.0185")	L	**294-754**		**294-862**	**294-878**	**294-891**	**294-764**	**294-790**
Tip	+11°		R	**294-755**		**294-863**	**294-879**	**294-892**	**294-765**	**294-791**
Cuspid with Distal Hook		0.47mm								
Torque	+7°	(.0185")	L	**294-756**		**294-864**	**294-880**	**294-893**	**294-766**	**294-792**
Tip	+11°		R	**294-757**		**294-865**	**294-881**	**294-894**	**294-767**	**294-793**
Universal Bi without Hook		0.47mm								
Torque	0°	(.0185")	L/R	**294-758**	**294-852**	**294-866**	**294-882**		**294-768**	**294-794**
Tip	0°									

Recommended incisal jig heights: Maxillary central 4mm, lateral 3.5mm, cuspid 4.5mm, first bicuspid 4mm, second bicuspid 3.5mm.
Package of 5

Ricketts is a registered trademark of Rocky Mountain Orthodontics, Inc.

Advant-Edge® I Stainless Steel Brackets

Ricketts® System with Vertical Slot

MANDIBULAR BRACKETS

	Slot Size	Left/ Right	Bondable: Non-Oriented	Bondable: Oriented Incisal Jig 3.5mm Blue	Bondable: Oriented Incisal Jig 4mm Red	Bondable: Oriented Incisal Jig 4.5mm Yellow	Bondable: Oriented Incisal Jig 5mm Green	Bondable: Oriented Step Jig Yellow	Weldable
Anterior Notched	0.47mm								
Torque -1°	(.0185")	L/R	**294-796**	**294-853**	**294-867**			**294-806**	
Tip 0°									
Cuspid without Hook	0.47mm								
Torque +7°	(.0185")	L	**294-797**		**294-868**	**294-883**	**294-895**	**294-807**	**294-838**
Tip +5°		R	**294-798**		**294-869**	**294-884**	**294-896**	**294-808**	**294-839**
Cuspid with Distal Hook	0.47mm								
Torque +7°	(.0185")	L	**294-799**		**294-870**	**294-885**	**294-897**	**294-809**	**294-840**
Tip +5°		R	**294-801**		**294-871**	**294-886**	**294-898**	**294-811**	**294-841**
1st Bicuspid without Hook	0.47mm								
Torque -7°	(.0185")	L	**294-802**	**294-854**	**294-872**	**294-887**		**294-812**	**294-842**
Tip 0°		R	**294-803**	**294-855**	**294-873**	**294-888**		**294-813**	**294-843**
2nd Bicuspid without Hook	0.47mm								
Torque -14°	(.0185")	L	**294-804**	**294-856**	**294-874**	**294-889**		**294-814**	**294-844**
Tip 0°		R	**294-805**	**294-857**	**294-875**	**294-890**		**294-815**	**294-845**
Universal Bi without Hook	0.47mm								
Torque 0°	(.0185")	L/R	**294-758**	**294-852**	**294-866**	**294-882**		**294-769**	**294-794**
Tip 0°									

Recommended incisal jig heights: Mandibular anteriors 3.5mm, cuspid 4mm, bicuspids 4mm.
Package of 5

Ricketts is a registered trademark of Rocky Mountain Orthodontics, Inc.

Advant-Edge® I Stainless Steel Brackets

Compatible with the Roth system: not endorsed by Dr. Roth; with Vertical Slot

PATIENT KITS

Slot Size	With Hooks	Non-Oriented	Oriented on Incisal Jigs	Oriented on Step Jigs
0.46mm	Cuspid	**294-000**	**294-006**	**294-044**
(.018")	Cuspid/Bicuspid	**294-001**	**294-007**	**294-045**
	No Hooks	**294-002**	**294-008**	**294-046**
0.56mm	Cuspid	**294-003**	**294-009**	**294-047**
(.022")	Cuspid/Bicuspid	**294-004**	**294-010**	**294-048**
	No Hooks	**294-005**	**294-011**	**294-049**
Upper 5-5 Kit .022" with Cuspid/Bicuspid Hooks				**294-0016**
Lower 5-5 Kit .022" with Cuspid/Bicuspid Hooks				**294-0017**

Kits contain 20 bondable brackets with notched wing lower anteriors.
Incisal jigs are recommended heights.

Patented

MAXILLARY BRACKETS

	Slot Size	Left/ Right	Bondable: Non-Oriented	Bondable: Oriented Incisal Jig 3.5mm Blue	Bondable: Oriented Incisal Jig 4mm Red	Bondable: Oriented Incisal Jig 4.5mm Yellow	Bondable: Oriented Incisal Jig 5mm Green	Oriented Step Jig Red
Central	0.46mm	L	**294-050**	**294-082**	**294-114**	**294-154**		**294-450**
Torque +12°	(.018")	R	**294-051**	**294-083**	**294-115**	**294-155**		**294-451**
Tip +5°	0.56mm	L	**294-052**	**294-084**	**294-116**	**294-156**		**294-452**
	(.022")	R	**294-053**	**294-085**	**294-117**	**294-157**		**294-453**
Lateral	0.46mm	L	**294-054**	**294-090**	**294-122**	**294-162**		**294-454**
Torque +8°	(.018")	R	**294-055**	**294-091**	**294-123**	**294-163**		**294-455**
Tip +9°	0.56mm	L	**294-056**	**294-092**	**294-124**	**294-164**		**294-456**
	(.022")	R	**294-057**	**294-093**	**294-125**	**294-165**		**294-457**
Cuspid without Hook	0.46mm	L	**294-058**		**294-130**	**294-170**	**294-194**	**294-458**
Torque -2°	(.018")	R	**294-059**		**294-131**	**294-171**	**294-195**	**294-459**
Tip +11°	0.56mm	L	**294-060**		**294-132**	**294-172**	**294-196**	**294-460**
	(.022")	R	**294-061**		**294-133**	**294-173**	**294-197**	**294-461**
Cuspid with Distal Hook	0.46mm	L	**294-062**		**294-134**	**294-174**	**294-198**	**294-462**
Torque -2°	(.018")	R	**294-063**		**294-135**	**294-175**	**294-199**	**294-463**
Tip +11°	0.56mm	L	**294-064**		**294-136**	**294-176**	**294-200**	**294-464**
	(.022")	R	**294-065**		**294-137**	**294-177**	**294-201**	**294-465**
Bicuspid without Hook	0.46mm	L	**294-066**	**294-098**	**294-138**	**294-178**		**294-466**
Torque -7°	(.018")	R	**294-067**	**294-099**	**294-139**	**294-179**		**294-467**
Tip 0°	0.56mm	L	**294-068**	**294-100**	**294-140**	**294-180**		**294-468**
	(.022")	R	**294-069**	**294-101**	**294-141**	**294-181**		**294-469**
Bicuspid with Mesial Hook	0.46mm	L	**294-070**	**294-102**	**294-142**	**294-182**		**294-470**
Torque -7°	(.018")	R	**294-071**	**294-103**	**294-143**	**294-183**		**294-471**
Tip 0°	0.56mm	L	**294-072**	**294-104**	**294-144**	**294-184**		**294-472**
	(.022")	R	**294-073**	**294-105**	**294-145**	**294-185**		**294-473**

Recommended incisal jig heights: Maxillary central 4mm, lateral 3.5mm, cuspid 4.5mm, first bicuspid 4mm, second bicuspid 3.5mm.
Package of 5

MANDIBULAR BRACKETS

	Slot Size	Left/ Right	Non-Oriented	Bondable: Oriented Incisal Jig 3.5mm Blue	Bondable: Oriented Incisal Jig 4mm Red	Bondable: Oriented Incisal Jig 4.5mm Yellow	Bondable: Oriented Incisal Jig 5mm Green	Bondable: Oriented Step Jig Yellow
Central Plain	0.46mm	L	294-550	294-582	294-614	294-654		
Torque -1°	(.018")	R	294-551	294-583	294-615	294-655		
Tip +2°	0.56mm	L	294-552	294-584	294-616	294-656		
	(.022")	R	294-553	294-585	294-617	294-657		
Central Notched	0.46mm	L	294-554	294-586	294-618	294-658		294-484
Torque -1°	(.018")	R	294-555	294-587	294-619	294-659		294-485
Tip +2°	0.56mm	L	294-556	294-588	294-620	294-660		294-486
	(.022")	R	294-557	294-589	294-621	294-661		294-487
Lateral Plain	0.46mm	L	294-550	294-590	294-622	294-662		
Torque -1°	(.018")	R	294-551	294-591	294-623	294-663		
Tip +2°	0.56mm	L	294-552	294-592	294-624	294-664		
	(.022")	R	294-553	294-593	294-625	294-665		
Lateral Notched	0.46mm	L	294-554	294-594	294-626	294-666		294-484
Torque -1°	(.018")	R	294-555	294-595	294-627	294-667		294-485
Tip +2°	0.56mm	L	294-556	294-596	294-628	294-668		294-486
	(.022")	R	294-557	294-597	294-629	294-669		294-487
Cuspid without Hook	0.46mm	L	294-558		294-630	294-670	294-694	294-488
Torque -11°	(.018")	R	294-559		294-631	294-671	294-695	294-489
Tip +5°	0.56mm	L	294-560		294-632	294-672	294-696	294-490
	(.022")	R	294-561		294-633	294-673	294-697	294-491
Cuspid with Distal Hook	0.46mm	L	294-562		294-634	294-674	294-698	294-492
Torque -11°	(.018")	R	294-563		294-635	294-675	294-699	294-493
Tip +5°	0.56mm	L	294-564		294-636	294-676	294-700	294-494
	(.022")	R	294-565		294-637	294-677	294-701	294-495
1st Bicuspid w/o Hook	0.46mm	L	294-566	294-598	294-638	294-678		294-496
Torque -17°	(.018")	R	294-567	294-599	294-639	294-679		294-497
Tip 0°	0.56mm	L	294-568	294-600	294-640	294-680		294-498
	(.022")	R	294-569	294-601	294-641	294-681		294-499
1st Bicuspid w/o Hook	0.46mm	L	294-426	294-442	294-512	294-544		294-744
Gingival Offset	(.018")	R	294-427	294-443	294-513	294-545		294-745
Torque -17°	0.56mm	L	294-428	294-444	294-514	294-546		294-746
Tip 0°	(.022")	R	294-429	294-445	294-515	294-547		294-747
1st Bicuspid with Hook	0.46mm	L	294-570	294-602	294-642	294-682		294-500
Torque -17°	(.018")	R	294-571	294-603	294-643	294-683		294-501
Tip 0°	0.56mm	L	294-572	294-604	294-644	294-684		294-502
	(.022")	R	294-573	294-605	294-645	294-685		294-503
1st Bicuspid with Hook	0.46mm	L	294-430	294-446	294-516	294-548		294-748
Gingival Offset	(.018")	R	294-431	294-447	294-517	294-549		294-749
Torque -17°	0.56mm	L	294-432	294-448	294-518	294-734		294-770
Tip 0°	(.022")	R	294-433	294-449	294-519	294-735		294-771
2nd Bicuspid w/o Hook	0.46mm	L	294-574	294-606	294-646	294-686		294-504
Torque -22°	(.018")	R	294-575	294-607	294-647	294-687		294-505
Tip 0°	0.56mm	L	294-576	294-608	294-648	294-688		294-506
	(.022")	R	294-577	294-609	294-649	294-689		294-507
2nd Bicuspid w/o Hook	0.46mm	L	294-434	294-474	294-536	294-736		294-772
Gingival Offset	(.018")	R	294-435	294-475	294-537	294-737		294-773
Torque -22°	0.56mm	L	294-436	294-476	294-538	294-738		294-774
Tip 0°	(.022")	R	294-437	294-477	294-539	294-739		294-775
2nd Bicuspid with Hook	0.46mm	L	294-578	294-610	294-650	294-690		294-508
Torque -22°	(.018")	R	294-579	294-611	294-651	294-691		294-509
Tip 0°	0.56mm	L	294-580	294-612	294-652	294-692		294-510
	(.022")	R	294-581	294-613	294-653	294-693		294-511
2nd Bicuspid with Hook	0.46mm	L	294-438	294-478	294-540	294-740		294-776
Gingival Offset	(.018")	R	294-439	294-479	294-541	294-741		294-777
Torque -22°	0.56mm	L	294-440	294-480	294-542	294-742		294-778
Tip 0°	(.022")	R	294-441	294-481	294-543	294-743		294-779

Recommended incisal jig heights: Mandibular anteriors 3.5mm, cuspid 4mm, bicuspids 4mm.
Package of 5

Advant-Edge® II Stainless Steel Brackets

Compatible with the Roth system: not endorsed by Dr. Roth

PATIENT KITS

Slot Size	With Hooks	Non-Oriented	Oriented on Incisal Jigs	Oriented on Step Jigs
0.46mm	Cuspid	**295-000**	**295-006**	**295-003**
(.018")	Cuspid/Bicuspid	**295-001**	**295-007**	**295-004**
	No Hooks	**295-002**	**295-008**	**295-005**
0.56mm	Cuspid	**295-010**	**295-016**	**295-013**
(.022")	Cuspid/Bicuspid	**295-011**	**295-017**	**295-014**
	No Hooks	**295-012**	**295-018**	**295-015**

Kits contain 20 bondable brackets with notched wing lower anteriors.
Incisal jigs are recommended heights.

Patented

MAXILLARY BRACKETS

	Slot Size	Left/ Right	Bondable: Non-Oriented	Bondable: Oriented Incisal Jig 3.5mm Blue	Bondable: Oriented Incisal Jig 4mm Red	Bondable: Oriented Incisal Jig 4.5mm Yellow	Bondable: Oriented Incisal Jig 5mm Green	Bondable: Oriented Step Jig Red	Weldable
Central	0.46mm	L	**295-050**	**295-370**	**295-386**	**295-410**		**295-070**	
Torque +12°	(.018")	R	**295-051**	**295-371**	**295-387**	**295-411**		**295-071**	
Tip +5°	0.56mm	L	**295-250**	**295-372**	**295-388**	**295-412**		**295-270**	
	(.022")	R	**295-251**	**295-373**	**295-389**	**295-413**		**295-271**	
Lateral	0.46mm	L	**295-052**	**295-374**	**295-390**	**295-414**		**295-072**	
Torque +8°	(.018")	R	**295-053**	**295-375**	**295-391**	**295-415**		**295-073**	
Tip +9°	0.56mm	L	**295-252**	**295-376**	**295-392**	**295-416**		**295-272**	
	(.022")	R	**295-253**	**295-377**	**295-393**	**295-417**		**295-273**	
Cuspid without Hook	0.46mm	L	**295-054**		**295-394**	**295-418**	**295-434**	**295-074**	**295-094**
Torque -2°	(.018")	R	**295-055**		**295-395**	**295-419**	**295-435**	**295-075**	**295-095**
Tip +11°	0.56mm	L	**295-254**		**295-396**	**295-420**	**295-436**	**295-274**	**295-294**
	(.022")	R	**295-255**		**295-397**	**295-421**	**295-437**	**295-275**	**295-295**
Cuspid with Distal Hook	0.46mm	L	**295-056**		**295-398**	**295-422**	**295-438**	**295-076**	**295-096**
Torque -2°	(.018")	R	**295-057**		**295-399**	**295-423**	**295-439**	**295-077**	**295-097**
Tip +11°	0.56mm	L	**295-256**		**295-400**	**295-424**	**295-440**	**295-276**	**295-296**
	(.022")	R	**295-257**		**295-401**	**295-425**	**295-441**	**295-277**	**295-297**
Bicuspid without Hook	0.46mm	L/R	**295-058**	**295-378**	**295-402**	**295-426**		**295-078**	**295-098**
Torque -7°	(.018")								
Tip 0°	0.56mm	L/R	**295-258**	**295-380**	**295-404**	**295-428**		**295-278**	**295-298**
	(.022")								
Bicuspid with Mesial Hook	0.46mm	L	**295-059**	**295-382**	**295-406**	**295-430**		**295-079**	**295-099**
Torque -7°	(.018")	R	**295-060**	**295-383**	**295-407**	**295-431**		**295-080**	**295-100**
Tip 0°	0.56mm	L	**295-259**	**295-384**	**295-408**	**295-432**		**295-279**	**295-299**
	(.022")	R	**295-260**	**295-385**	**295-409**	**295-433**		**295-280**	**295-300**

Recommended incisal jig heights: Maxillary central 4mm, lateral 3.5mm, cuspid 4.5mm, first bicuspid 4mm, second bicuspid 3.5mm.
Package of 5

Advant-Edge® II Stainless Steel Brackets

Compatible with the Roth system: not endorsed by Dr. Roth

MANDIBULAR BRACKETS

	Slot Size	Left/ Right	Bondable: Non-Oriented	Bondable: Oriented Incisal Jig 3.5mm Blue	Bondable: Oriented Incisal Jig 4mm Red	Bondable: Oriented Incisal Jig 4.5mm Yellow	Bondable: Oriented Incisal Jig 5mm Green	Bondable: Oriented Step Jig Yellow	Weldable
Universal Ant Notched	0.46mm	L/R	**295-101**	**295-442**	**295-462**	**295-490**		**295-121**	
Torque -1°	(.018")								
Tip 0°	0.56mm	L/R	**295-301**	**295-444**	**295-464**	**295-492**		**295-321**	
	(.022")								
Cuspid without Hook	0.46mm	L	**295-102**		**295-466**	**295-494**	**295-518**	**295-122**	**295-153**
Torque -11°	(.018")	R	**295-103**		**295-467**	**295-495**	**295-519**	**295-123**	**295-154**
Tip +5°	0.56mm	L	**295-302**		**295-468**	**295-496**	**295-520**	**295-322**	**295-353**
	(.022")	R	**295-303**		**295-469**	**295-497**	**295-521**	**295-323**	**295-354**
Cuspid with Distal Hook	0.46mm	L	**295-104**		**295-470**	**295-498**	**295-522**	**295-124**	**295-155**
Torque -11°	(.018")	R	**295-105**		**295-471**	**295-499**	**295-523**	**295-125**	**295-156**
Tip +5°	0.56mm	L	**295-304**		**295-472**	**295-500**	**295-524**	**295-324**	**295-355**
	(.022")	R	**295-305**		**295-473**	**295-501**	**295-525**	**295-325**	**295-356**
1st Bicuspid w/o Hook	0.46mm	L	**295-106**	**295-446**	**295-474**	**295-502**		**295-126**	**295-157**
Torque -17°	(.018")	R	**295-107**	**295-447**	**295-475**	**295-503**		**295-127**	**295-158**
Tip 0°	0.56mm	L	**295-306**	**295-448**	**295-476**	**295-504**		**295-326**	**295-357**
	(.022")	R	**295-307**	**295-449**	**295-477**	**295-505**		**295-327**	**295-358**
1st Bicuspid w/o Hook	0.46mm	L	**295-165**	**295-527**	**295-543**	**295-559**		**295-134**	
Gingival Offset	(.018")	R	**295-166**	**295-528**	**295-544**	**295-560**		**295-135**	
Torque -17°	0.56mm	L	**295-173**	**295-529**	**295-545**	**295-561**		**295-344**	
Tip 0°	(.022")	R	**295-174**	**295-530**	**295-546**	**295-562**		**295-345**	
1st Bicuspid with Hook	0.46mm	L	**295-108**	**295-450**	**295-478**	**295-506**		**295-128**	**295-159**
Torque -17°	(.018")	R	**295-109**	**295-451**	**295-479**	**295-507**		**295-129**	**295-160**
Tip 0°	0.56mm	L	**295-308**	**295-452**	**295-480**	**295-508**		**295-328**	**295-359**
	(.022")	R	**295-309**	**295-453**	**295-481**	**295-509**		**295-329**	**295-360**
1st Bicuspid with Hook	0.46mm	L	**295-167**	**295-531**	**295-547**	**295-563**		**295-136**	
Gingival Offset	(.018")	R	**295-168**	**295-532**	**295-548**	**295-564**		**295-137**	
Torque -17°	0.56mm	L	**295-175**	**295-533**	**295-549**	**295-565**		**295-346**	
Tip 0°	(.022")	R	**295-176**	**295-534**	**295-550**	**295-566**		**295-347**	
2nd Bicuspid w/o Hook	0.46mm	L	**295-110**	**295-454**	**295-482**	**295-510**		**295-130**	**295-161**
Torque -22°	(.018")	R	**295-111**	**295-455**	**295-483**	**295-511**		**295-131**	**295-162**
Tip 0°	0.56mm	L	**295-310**	**295-456**	**295-484**	**295-512**		**295-340**	**295-361**
	(.022")	R	**295-311**	**295-457**	**295-485**	**295-513**		**295-341**	**295-362**
2nd Bicuspid w/o Hook	0.46mm	L	**295-169**	**295-535**	**295-551**	**295-567**		**295-138**	
Gingival Offset	(.018")	R	**295-170**	**295-536**	**295-552**	**295-568**		**295-139**	
Torque -22°	0.56mm	L	**295-177**	**295-537**	**295-553**	**295-569**		**295-348**	
Tip 0°	(.022")	R	**295-178**	**295-538**	**295-554**	**295-570**		**295-349**	
2nd Bicuspid with Hook	0.46mm	L	**295-112**	**295-458**	**295-486**	**295-514**		**295-132**	**295-163**
Torque -22°	(.018")	R	**295-113**	**295-459**	**295-487**	**295-515**		**295-133**	**295-164**
Tip 0°	0.56mm	L	**295-312**	**295-460**	**295-488**	**295-516**		**295-342**	**295-363**
	(.022")	R	**295-313**	**295-461**	**295-489**	**295-517**		**295-343**	**295-364**
2nd Bicuspid with Hook	0.46mm	L	**295-171**	**295-539**	**295-555**	**295-571**		**295-140**	
Gingival Offset	(.018")	R	**295-172**	**295-540**	**295-556**	**295-572**		**295-141**	
Torque -22°	0.56mm	L	**295-179**	**295-541**	**295-557**	**295-573**		**295-350**	
Tip 0°	(.022")	R	**295-180**	**295-542**	**295-558**	**295-574**		**295-351**	

Recommended incisal jig heights: Mandibular anteriors 3.5mm, cuspid 4mm, bicuspids 4mm.
Package of 5

Advant-Edge®

Stainless Steel Brackets

BRACKET ID CHART – Advant-Edge Andrews

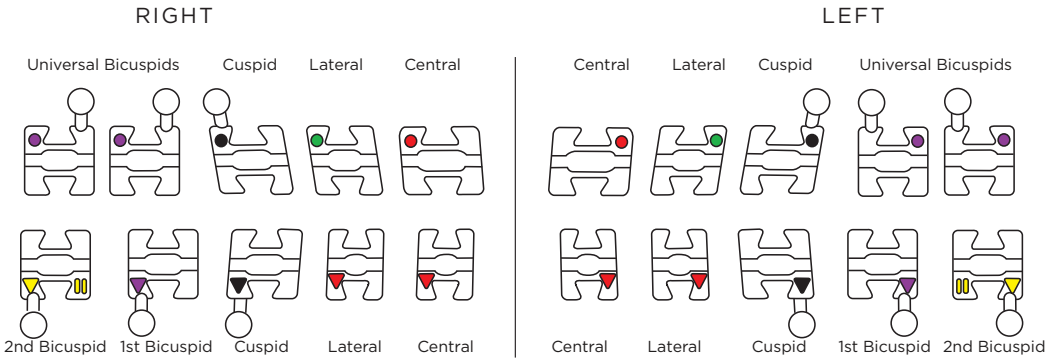

BRACKET ID CHART – Advant-Edge Ricketts®

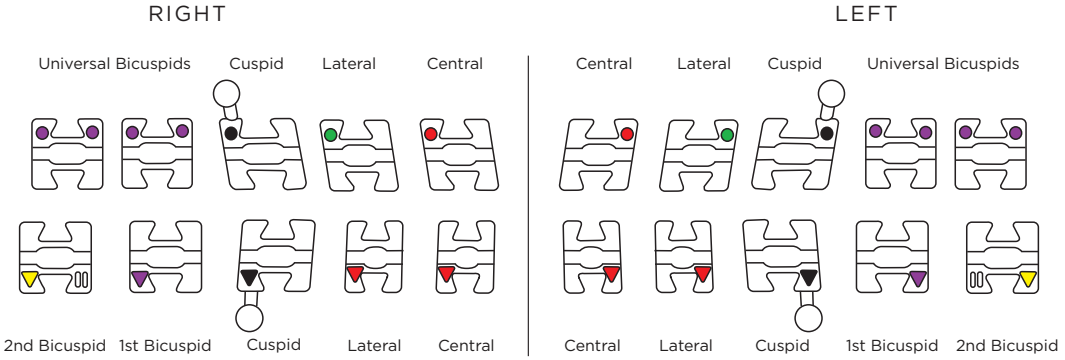

BRACKET ID CHART – Advant-Edge Roth

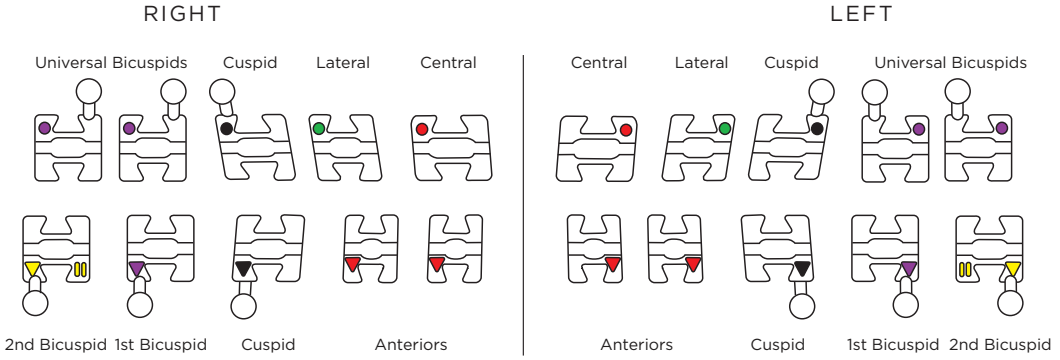

Circles identify the upper brackets and triangles identify the lowers. Two small bars identify lower second bicuspids.

Advant-Edge®

Stainless Steel Brackets

Advant-Edge I and Advant-Edge II

The Advant-Edge system provides two treatment options in the Roth prescription. Roth System brackets are available with or without vertical slots.

Roth Advant-Edge I

Features a vertical slot that accepts auxiliaries up to 0.46 mm (.018″). Auxiliaries can be extremely useful when correcting individual teeth.

Advant-Edge I

With Vertical Slot

Advant-Edge II

Without Vertical Slot in Roth Rx Only

Roth Advant-Edge II

Made without a vertical slot for those who prefer to use traditional straight arch treatment procedures. Advant-Edge II offers a slightly lower labiolingual profile height.

Positioning Jigs

Positioning jigs assure accurate incisogingival bracket placement and assist with sighting long axis crown angulations. Jig measurements are from the center of the archwire slot to the incisal edge or cusp tips.

Two jig designs are available, incisal jigs or step jigs. Patient kits that contain incisal jigs will have brackets oriented on recommended jig heights.



Incisal Jig Step Jig

RECOMMENDED JIG HEIGHT

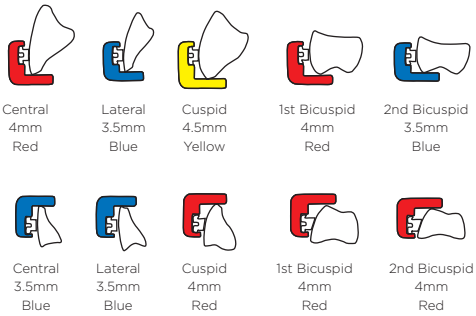

Green 5mm jigs are also available for cuspids.

METAL BRACKET SYSTEMS

Twin-Edge® Stainless Steel Brackets

Standard Edgewise



Twin-Edge Standard Edgewise brackets feature archwire slots that maintain a constant 90˚ angle to the bracket base. Made from strong and smooth stainless steel with twin tie wings for added control Twin-Edge Standard Edgewise brackets have a vertical slot that accepts auxiliaries, including rotating springs, uprighting springs, power hooks, power pins, bi-level pins, torquing auxiliaries, and positioning jigs.

Bondable with Vertical Slot

PATIENT KITS

Slot Size	Non-Oriented	Oriented on Jigs
0.46mm (.018″)	**209-861**	**209-860**
0.56mm (.022″)	**209-866**	**209-865**

Kits contain 20 bondable brackets of conventional widths on recommended jig heights.

BONDABLE BRACKETS

	Slot Size	Width	Non-Oriented	Oriented 3.5mm Blue	Oriented 4mm Red	Oriented 4.5mm Yellow	Oriented 5mm Green
Lower Anterior	0.46mm (.018″)	Single	**209-901**	**209-801**	**209-802**	**209-803**	
		Narrow Twin	**209-903**	**209-804**	**209-805**	**209-806**	
	0.56mm (.022″)	Single	**209-902**	**209-828**	**209-829**	**209-830**	
		Narrow Twin	**209-904**	**209-831**	**209-832**	**209-833**	
Upper Central	0.46mm (.018″)	Narrow Twin	**209-905**	**209-807**	**209-808**	**209-809**	**209-855**
		Medium Twin	**209-907**	**209-810**	**209-811**	**209-812**	**209-856**
		Wide Twin	**209-909**	**209-813**	**209-814**	**209-815**	**209-857**
	0.56mm (.022″)	Narrow Twin	**209-906**	**209-834**	**209-835**	**209-836**	**209-858**
		Medium Twin	**209-908**	**209-837**	**209-838**	**209-839**	**209-859**
		Wide Twin	**209-910**	**209-840**	**209-841**	**209-842**	**209-867**
Upper Lateral	0.46mm (.018″)	Narrow Twin	**209-905**	**209-807**	**209-808**	**209-809**	
		Medium Twin	**209-907**	**209-810**	**209-811**	**209-812**	
	0.56mm (.022″)	Narrow Twin	**209-906**	**209-834**	**209-835**	**209-836**	
		Medium Twin	**209-908**	**209-837**	**209-838**	**209-839**	
Cuspid	0.46mm (.018″)	Narrow Twin	**209-929**	**209-816**	**209-817**	**209-818**	**209-868**
		Medium Twin	**209-931**	**209-819**	**209-820**	**209-821**	**209-869**
	0.56mm (.022″)	Narrow Twin	**209-930**	**209-843**	**209-844**	**209-845**	**209-870**
		Medium Twin	**209-932**	**209-846**	**209-847**	**209-848**	**209-871**
Bicuspid	0.46mm (.018″)	Narrow Twin	**209-939**	**209-822**	**209-823**	**209-824**	
		Medium Twin	**209-941**	**209-825**	**209-826**	**209-827**	
	0.56mm (.022″)	Narrow Twin	**209-940**	**209-849**	**209-850**	**209-851**	
		Medium Twin	**209-942**	**209-852**	**209-853**	**209-854**	
Lower Bicuspid Gingival Offset	0.46mm (.018″)	Narrow Twin	**209-943**	**209-947**	**209-951**	**209-955**	
		Medium Twin	**209-944**	**209-948**	**209-952**	**209-956**	
	0.56mm (.022″)	Narrow Twin	**209-945**	**209-949**	**209-953**	**209-957**	
		Medium Twin	**209-946**	**209-950**	**209-954**	**209-958**	

Package of 10

3 TUBES, LINGUAL ATTACHMENTS AND BANDS

TP Orthodontics, Inc.
tportho.com
cosmeticbraces.com

TUBES, LINGUALS AND BANDS

First Molar Tubes

- Ultra Low Profile
- Big Foot and Small Foot Bondable Pads
- Single
- NV® Hybrid
- Single Convertible
- Combination Convertible
- Combination Convertible Rotation
- Combination Convertible Lip Bumper
- Double
- Double Convertible
- Triple
- Triple Convertible
- Triple Convertible Rotation

Second Molar Tubes

- Single

First Molar Tubes with Easy-Out®

- Combination Non-Convertible Slant Back
- Combination Double Convertible Slant Back
- Combination Non-Convertible Flat Back
- Triple

Lingual Attachments

- Lingual Buttons
- Molar Cleat
- Cleat-Lug
- Lingual Hooks
- Seating Lug-Hook
- Lingual Cleats
- Molar Sheath

Grip Tite® First Molar Bands

Prewelding Service

Pre-Fit® Bands

- First and Second Molar
- Bicuspid
- Cuspid
- Anterior

PrimeKote®

All metal bonding pads incorporate TPO exclusive **PrimeKote** technology that increases bond strength and reduces the possibility of moisture contamination.

- **PrimeKote** provides a significantly stronger, fatigue-resistant bond between mesh and adhesive.
- **PrimeKote** also simplifies removal by retaining most of the adhesive on the pad which reduces enamel clean up.

Ultra Low Profile Molar Tubes
Single

Ultra Low Profile molar tubes have a slim design for patient comfort and a contoured pad for a better fit. As with all of our bondable tubes and metal brackets, Ultra Low Profile molar tubes incorporate PrimeKote technology to reduce the possibility of moisture contamination while enhancing bond strength. Positioning guides and a buccal groove indent assure ease of placement.

First Molar Tube without offset

6 | 6 Upper First Molars—Ultra Low Profile

Archwire Tube Size	Tube Length	Torque	Tip	Distal Offset	Left/ Right	Weldable	Bondable
0.46 x 0.64mm (.018″ x .025″)	4.0	-10°	0°	0°	L	**391-738**	**391-742**
					R	**391-739**	**391-743**
	4.5	-14°	0°	10°	L	**391-930**	**391-934**
					R	**391-931**	**391-935**
0.56 x 0.71mm (.022″ x .028″)	4.0	-10°	0°	0°	L	**391-740**	**391-746**
					R	**391-741**	**391-747**
	4.5	-14°	0°	10°	L	**391-932**	**391-936**
					R	**391-933**	**391-937**

Package of 10

6 | 6 Lower First Molars—Ultra Low Profile

Archwire Tube Size	Tube Length	Torque	Tip	Distal Offset	Left/ Right	Weldable	Bondable
0.46 x 0.64mm (.018″ x .025″)	4.0	-10°	0°	0°	L	**391-739**	**391-748**
					R	**391-738**	**391-749**
		-20°	0°	0°	L	**391-814**	**391-816**
					R	**391-815**	**391-817**
	4.5	-25°	0°	0°	L	**391-938**	**391-942**
					R	**391-939**	**391-943**
0.56 x 0.71mm (.022″ x .028″)	4.0	-10°	0°	0°	L	**391-741**	**391-750**
					R	**391-740**	**391-751**
		-20°	0°	0°	L	**391-820**	**391-822**
					R	**391-821**	**391-823**
	4.5	-25°	0°	0°	L	**391-940**	**391-944**
					R	**391-941**	**391-945**

Package of 10

Ultra Low Profile Molar Tubes
Single

7 | 7 Upper Second Molars—Ultra Low Profile

Archwire Tube Size	Tube Length	Torque	Tip	Distal Offset	Left/ Right	Weldable	Bondable
0.46 x 0.64mm (.018″ x .025″)	3.2	-14°	0°	10°	L	**391-946**	**391-950**
					R	**391-947**	**391-951**
0.56 x 0.71mm (.022″ x .028″)	3.2	-14°	0°	10°	L	**391-948**	**391-952**
					R	**391-949**	**391-953**

Package of 10

Second Molar Tube with offset

7 | 7 Lower Second Molars—Ultra Low Profile

Archwire Tube Size	Tube Length	Torque	Tip	Distal Offset	Left/ Right	Weldable	Bondable
0.46 x 0.64mm (.018″ x .025″)	3.2	-25°	0°	5°	L	**391-954**	**391-958**
					R	**391-955**	**391-959**
0.56 x 0.71mm (.022″ x .028″)	3.2	-25°	0°	5°	L	**391-956**	**391-960**
					R	**391-957**	**391-961**

Package of 10

Big Foot and Small Foot Bondable Pads

Contoured for a Better Fit

Big Foot and Small Foot bondable pads conform to the natural buccal surface of first molars. A mesiodistal contour and an occlusogingival contour assure maximum adaptation to the molar's buccal bonding surface to maximize bond strength.

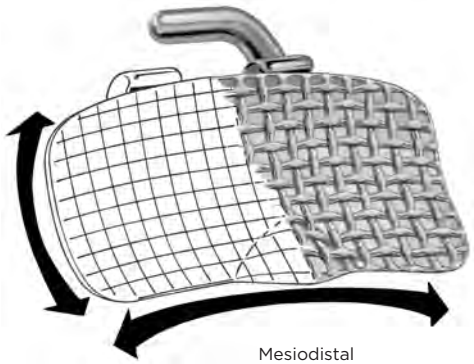

Buccal Groove Indent for Better Fit and Positioning

Big Foot and Small Foot pads include an occlusal indent that conforms to the buccal groove indent on first molars. Proper fit into the buccal indent delivers stronger bonds and helps with more accurate positioning when bonding. Upper pads have a centered indent, while lower pads have a mesially offset indent.

Pads Offered in Two Sizes

In most cases, pads are offered in two sizes. Small Foot pads measure 6.60mm (.260″) in length and Big Foot pads measure 8.25mm (.325″) in length. The height of both pads is 3.55mm (.140″).

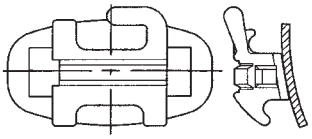

Upper and lower tubes are centered on bonding pads mesiodistally and occlusogingivally.

First Molar Tubes
Single

6|6 Upper First Molar with Distal Extension

Archwire Tube Size	Tube Length	Torque	Tip	Distal Offset	Left/ Right	Weldable	Bondable Original Pad .182″	Bondable Small Foot Pad .260″	Bondable Big Foot Pad .325″
0.46 x 0.64mm (.018″ x .025″)	4.2	-10°	0°	14°	L	**391-608**	**391-600**	**391-474**	**391-490**
					R	**391-609**	**391-601**	**391-475**	**391-491**
		-14°	0°	14°	L	**391-610**	**391-602**	**391-476**	**391-492**
					R	**391-611**	**391-603**	**391-477**	**391-493**
0.56 x 0.71mm (.022″ x .028″)	4.2	-10°	0°	14°	L	**391-624**	**391-616**	**391-478**	**391-494**
					R	**391-625**	**391-617**	**391-479**	**391-495**
		-14°	0°	14°	L	**391-626**	**391-618**	**391-480**	**391-496**
					R	**391-627**	**391-619**	**391-481**	**391-497**

Package of 10

Upper Right Shown

6|6 Lower First Molar with Distal Extension

Archwire Tube Size	Tube Length	Torque	Tip	Distal Offset	Left/ Right	Weldable	Bondable Original Pad .182″	Bondable Small Foot Pad .260″	Bondable Big Foot Pad .325″
0.46 x 0.64mm (.018″ x .025″)	4.2	-25°	0°	4°	L	**391-612**	**391-604**	**391-482**	**391-498**
					R	**391-613**	**391-605**	**391-483**	**391-499**
		-30°	2°	4°	L	**391-614**	**391-606**	**391-484**	**391-576**
					R	**391-615**	**391-607**	**391-485**	**391-577**
0.56 x 0.71mm (.022″ x .028″)	4.2	-25°	0°	4°	L	**391-628**	**391-620**	**391-486**	**391-578**
					R	**391-629**	**391-621**	**391-487**	**391-579**
		-30°	2°	4°	L	**391-630**	**391-622**	**391-488**	**391-580**
					R	**391-631**	**391-623**	**391-489**	**391-581**

Package of 10

Lower Right Shown

6|6 Upper First Molar

Archwire Tube Size	Tube Length	Torque	Tip	Distal Offset	Left/ Right	Weldable	Bondable Original Pad .182″	Bondable Small Foot Pad .260″	Bondable Big Foot Pad .325″
0.46 x 0.64mm (.018″ x .025″)	4.0	0°	0°	0°	L	**391-002L**	**210-396L**	**391-582**	**391-590**
					R	**391-002R**	**210-396R**	**391-583**	**391-591**
		-14°	0°	10°	L	**391-830**		**391-834**	**391-838**
					R	**391-831**		**391-835**	**391-839**
0.56 x 0.71mm (.022″ x .028″)	4.0	0°	0°	0°	L	**391-012L**	**210-397L**	**391-584**	**391-592**
					R	**391-012R**	**210-397R**	**391-585**	**391-593**
		-14°	0°	10°	L	**391-832**		**391-836**	**391-840**
					R	**391-833**		**391-837**	**391-841**

Package of 10

Upper Right Shown

First Molar Tubes
Single

6|6 Lower First Molar

Archwire Tube Size	Tube Length	Torque	Tip	Distal Offset	Left/ Right	Weldable	Bondable Original Pad .182"	Bondable Small Foot Pad .260"	Bondable Big Foot Pad .325"
0.46 x 0.64mm (.018" x .025")	4.0	0°	0°	0°	L	**391-002R**	**210-396R**	**391-586**	**391-594**
					R	**391-002L**	**210-396L**	**391-587**	**391-595**
0.56 x 0.71mm (.022" x .028")	4.0	0°	0°	0°	L	**391-012R**	**210-397R**	**391-588**	**391-596**
					R	**391-012L**	**210-397L**	**391-589**	**391-597**

Package of 10

Lower Right Shown

6|6 Upper First Molar

Archwire Tube Size	Tube Length	Torque	Tip	Distal Offset	Left/ Right	Bondable
0.46 x 0.64mm (.018" x .025")	4.5	-10°	0°	6°	L	**391-076L**
					R	**391-075R**
0.56 x 0.71mm (.022" x .028")	4.5	-10°	0°	6°	L	**391-080L**
					R	**391-079R**

Package of 10

Upper Right Shown

6|6 Lower First Molar

Archwire Tube Size	Tube Length	Torque	Tip	Distal Offset	Left/ Right	Bondable
0.46 x 0.64mm (.018" x .025")	4.5	-25°	0°	2°	L	**391-078L**
					R	**391-077R**
				6°	L	**391-068**
					R	**391-069**
0.56 x 0.71mm (.022" x .028")	4.5	-25°	0°	2°	L	**391-082L**
					R	**391-081R**
				6°	L	**391-070**
					R	**391-071**

Package of 10

Lower Right Shown

6|6 6|6 Upper and Lower First Molars

Archwire Tube Size	Tube Length	Torque	Tip	Distal Offset	Left/ Right	Bondable
0.46 x 0.64mm (.018" x .025")	5.5	0°	0°	0°	UL/LR	**210-493L**
					UR/LL	**210-493R**
0.56 x 0.71mm (.022" x .028")	5.5	0°	0°	0°	UL/LR	**210-393L**
					UR/LL	**210-393R**

Package of 10

Lower Right Shown

NV® Hybrid Single First Molar Tubes

Low Profile with Polymer Mesh Base

The NV Hybrid first molar tube is the only bondable tube that features a translucent polymer mesh base.

The base allows light to fully penetrate while light curing, increasing stability and reliability throughout the course of treatment.

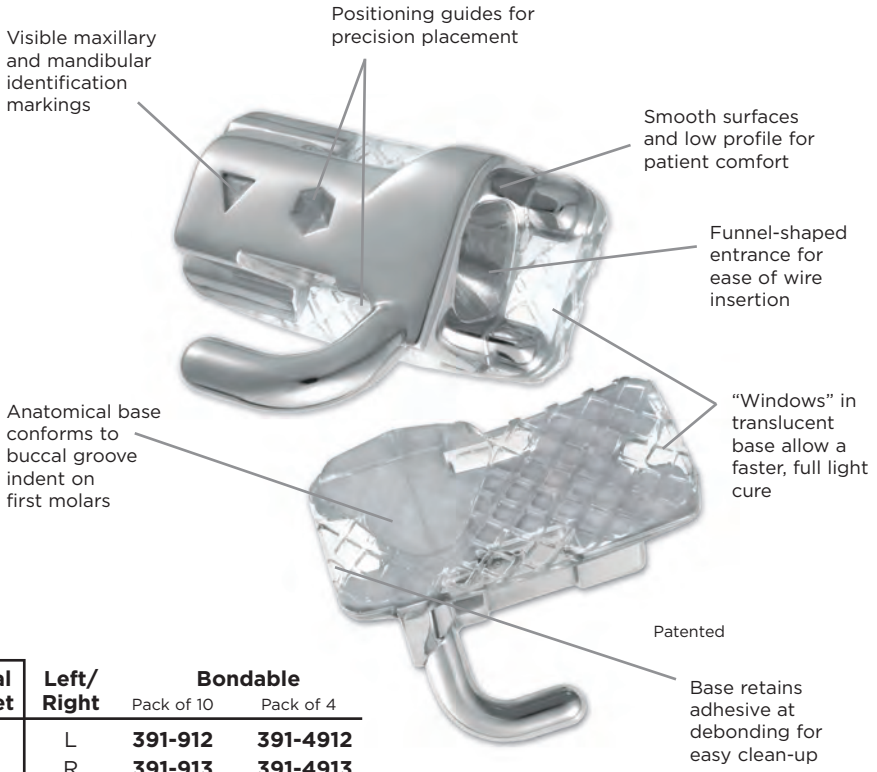

6|6 Upper First Molar

Archwire Tube Size	Tube Length	Torque	Tip	Distal Offset	Left/ Right	Bondable Pack of 10	Bondable Pack of 4
0.46 x 0.64mm (.018" x .025")	4.0	-10°	0°	6°	L	**391-912**	**391-4912**
					R	**391-913**	**391-4913**
		-14°	0°	10°	L	**391-916**	**391-4916**
					R	**391-917**	**391-4917**
0.56 x 0.71mm (.022" x .028")	4.0	-10°	0°	6°	L	**391-914**	**391-4914**
					R	**391-915**	**391-4915**
		-14°	0°	10°	L	**391-918**	**391-4918**
					R	**391-919**	**391-4919**

Package of 10

6|6 Lower First Molar

Archwire Tube Size	Tube Length	Torque	Tip	Distal Offset	Left/ Right	Bondable Pack of 10	Bondable Pack of 4
0.46 x 0.64mm (.018" x .025")	4.0	-20°	0°	0°	L	**391-920**	**391-4920**
					R	**391-921**	**391-4921**
		-25°	0°	0°	L	**391-924**	**391-4924**
					R	**391-925**	**391-4925**
0.56 x 0.71mm (.022" x .028")	4.0	-20°	0°	0°	L	**391-922**	**391-4922**
					R	**391-923**	**391-4923**
		-25°	0°	0°	L	**391-926**	**391-4926**
					R	**391-927**	**391-4927**

Package of 10

First Molar Tubes
Single Convertible

6|6 Upper First Molar

Upper Right Shown

Archwire Tube Size	Tube Length	Torque	Tip	Distal Offset	Left/ Right	Weldable	Bondable Original Pad .182"	Bondable Small Foot Pad .260"	Bondable Big Foot Pad .325"
0.46 x 0.64mm (.018" x .025")	4.2	-10°	0°	4°	L	**391-520**	**391-528**	**391-652**	**391-660**
					R	**391-521**	**391-529**	**391-653**	**391-661**
		0°	0°	4°	L	**391-522**	**391-530**		
					R	**391-523**	**391-531**		
0.56 x 0.71mm (.022" x .028")	4.2	-10°	0°	4°	L	**391-524**	**391-532**	**391-654**	**391-662**
					R	**391-525**	**391-533**	**391-655**	**391-663**
		0°	0°	4°	L	**391-526**	**391-534**		
					R	**391-527**	**391-535**		

Package of 10

6|6 Lower First Molar

Lower Right Shown

Archwire Tube Size	Tube Length	Torque	Tip	Distal Offset	Left/ Right	Weldable	Bondable Original Pad .182"	Bondable Small Foot Pad .260"	Bondable Big Foot Pad .325"
0.46 x 0.64mm (.018" x .025")	4.2	-25°	0°	4°	L	**391-536**	**391-544**	**391-656**	**391-664**
					R	**391-537**	**391-545**	**391-657**	**391-665**
		-20°	0°	0°	L	**391-256**		**391-776**	**391-780**
					R	**391-257**		**391-777**	**391-781**
		0°	0°	4°	L	**391-552**	**391-556**		
					R	**391-553**	**391-557**		
0.56 x 0.71mm (.022" x .028")	4.2	-25°	0°	4°	L	**391-540**	**391-548**	**391-658**	**391-666**
					R	**391-541**	**391-549**	**391-659**	**391-667**
		-20°	0°	0°	L	**391-258**		**391-778**	**391-782**
					R	**391-259**		**391-779**	**391-783**
		0°	0°	4°	L	**391-554**	**391-558**		
					R	**391-555**	**391-559**		

Package of 10

First Molar Tubes
Single Convertible – Cobalt Chromium

6|6 / 6|6 Upper and Lower First Molars

Upper Right Shown

Upper/ Lower	Archwire Tube Size	Tube Length	Torque	Tip	Distal Offset	Left/ Right	Bondable
Upper	0.56 x 0.71mm (.022″ x .028″)	4.2	-10°	0°	4°	L	**391-701**
						R	**391-702**
Lower	0.56 x 0.71mm (.022″ x .028″)	4.2	-25°	2°	4°	L	**391-703**
						R	**391-704**

Package of 10

First Molar Tubes
Single Convertible with Vertical Slot

6|6 Upper First Molar

Upper Right Shown

Archwire Tube Size	Tube Length	Torque	Tip	Distal Offset	Left/ Right	Weldable	Bondable
0.46 x 0.64mm (.018″ x .025″)	4.2	-10°	0°	4°	L	**391-356**	**391-342**
					R	**391-355**	**391-341**
		0°	0°	4°	L	**391-354**	**391-344**
					R	**391-353**	**391-343**
0.56 x 0.71mm (.022″ x .028″)	4.2	-10°	0°	4°	L	**391-352**	**391-346**
					R	**391-351**	**391-345**
		0°	0°	4°	L	**391-350**	**391-348**
					R	**391-349**	**391-347**

Package of 10

6|6 Lower First Molar

Lower Right Shown

Archwire Tube Size	Tube Length	Torque	Tip	Distal Offset	Left/ Right	Weldable	Bondable
0.46 x 0.64mm (.018″ x .025″)	4.2	-25°	0°	4°	L	**391-236**	**391-238**
					R	**391-235**	**391-237**
		0°	0°	4°	L	**391-240**	**391-242**
					R	**391-239**	**391-241**
0.56 x 0.71mm (.022″ x .028″)	4.2	-25°	0°	4°	L	**391-248**	**391-250**
					R	**391-247**	**391-249**
		0°	0°	4°	L	**391-252**	**391-254**
					R	**391-251**	**391-253**

Package of 10

First Molar Tubes
Combination Convertible

6|6 Upper First Molar Mini Size Occlusal Headgear Tube

Upper Right Shown

Main Tube Size	Headgear Tube Size	Torque	Tip	Distal Offset Main	Distal Offset Headgear	Left/ Right	Weldable
.018″ x .025″ x 3.5mm	.045″ x 3.5mm	-10°	0°	7°	0°	L	**391-502**
						R	**391-503**
	.051″ x 3.5mm	-10°	0°	7°	0°	L	**391-451**
						R	**391-452**
.022″ x .028″ x 3.5mm	.045″ x 3.5mm	-10°	0°	14°	0°	L	**391-508**
						R	**391-509**
	.051″ x 3.5mm	-10°	0°	7°	0°	L	**391-455**
						R	**391-456**

Package of 10

6|6 Upper First Molar Standard Size Occlusal Headgear Tube with Vertical Slot

Upper Right Shown

Main Tube Size	Headgear Tube Size	Torque	Tip	Distal Offset Main	Distal Offset Headgear	Left/ Right	Weldable
.018″ x .025″ x 4.2mm	.045″ x 4.5mm	0°	0°	6°	0°	L	**391-102**
						R	**391-101**
.022″ x .028″ x 4.2mm	.045″ x 4.5mm	0°	0°	6°	0°	L	**391-110**
						R	**391-109**

Package of 10

6|6 Upper First Molar Mini Size Gingival Headgear Tube

Upper Right Shown

Main Tube Size	Headgear Tube Size	Torque	Tip	Distal Offset Main	Distal Offset Headgear	Left/ Right	Weldable
.018″ x .025″ x 3.5mm	.045″ x 3.5mm	-14°	0°	10°	0°	L	**391-673**
						R	**391-672**
	.051″ x 3.5mm	-10°	0°	7°	0°	L	**391-459**
						R	**391-460**
.022″ x .028″ x 3.5mm	.045″ x 3.5mm	-10°	0°	14°	0°	L	**391-268**
						R	**391-269**
		-14°	0°	10°	0°	L	**391-675**
						R	**391-674**
	.051″ x 3.5mm	-10°	0°	7°	0°	L	**391-463**
						R	**391-464**

Package of 10

First Molar Tubes
Combination Convertible Rotation

6|6 Upper First Molar Mini Size Rotates Molars without Arch Bars

Upper Right Shown

Unique elliptical mesial opening of headgear tube facilitates engagement, especially when molars are rotated. Eliminates the use of palatal arch bars and time-consuming adjustments. Stops on facebow must be larger than openings in mesial ends of tubes.

Occlusal headgear tube has 7° offset at end of treatment.

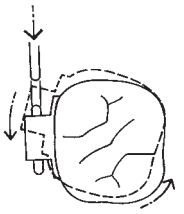

Patented

Main Tube Size	Headgear Tube Size	Torque	Tip	Distal Offset Main	Distal Offset Headgear	Left/ Right	Weldable
.018″ x .025″ x 3.5mm	.045″ x 3.5mm	-14°	0°	14°	7°	L	**391-510**
						R	**391-511**
		-10°	0°	7°	7°	L	**391-512**
						R	**391-513**
.022″ x .028″ x 3.5mm	.045″ x 3.5mm	-14°	0°	14°	7°	L	**391-514**
						R	**391-515**
		-10°	0°	7°	7°	L	**391-516**
						R	**391-517**

Package of 10

First Molar Tubes
Combination Convertible Lip Bumper

6|6 Lower First Molar Automatic Rotation without Lip Bumper Reactivation

Lower Right Shown

Lip bumper tube has elliptical opening for ease of wire insertion on rotated molars. Stops on lip bumper must be larger than openings in mesial ends of tubes.

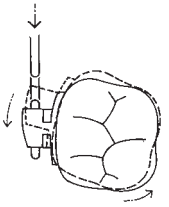

Patented

Main Tube Size	Headgear Tube Size	Torque	Tip	Distal Offset Main	Distal Offset Headgear	Left/ Right	Weldable
.018″ x .025″ x 4.4mm	.045″ x 4.4mm	-27°	0°	4°	0°	L	**391-270**
						R	**391-271**
.022″ x .028″ x 4.4mm	.045″ x 4.4mm	-27°	0°	4°	0°	L	**391-272**
						R	**391-273**

Package of 10

First Molar Tubes
Double

6|6 / 6|6 Upper and Lower First Molars – Bondable

Lower Right Shown

Main Tube Size	Auxiliary Tube Size	Torque Main	Torque Aux.	Tip Main	Tip Aux.	Distal Offset Main	Distal Offset Aux.	Hook	Bondable
.018″ x .025″	.018″ x .025″	0°	0°	0°	0°	0°	0°	No	**391-225**
x 4.5mm	x 4.5mm	0°	0°	0°	0°	0°	0°	Yes	**391-226**
.022″ x .028″	.022″ x .028″	0°	0°	0°	0°	0°	0°	No	**391-227**
x 4.5mm	x 4.5mm	0°	0°	0°	0°	0°	0°	Yes	**391-228**

Package of 10

First Molar Tubes
Double Convertible

6|6 Upper First Molar

Upper Right Shown

Main Occl. Tube Size	Aux. Ging. Tube Size	Torque Main	Torque Aux.	Tip Main	Tip Aux.	Distal Offset Main	Distal Offset Aux.	Left/ Right	Weldable	Bondable Small Foot Pad .260″	Bondable Big Foot Pad .325″
.018″ x .025″	.018″ x .025″	-14°	0°	0°	0°	10°	0°	L	**391-680**	**391-684**	**391-686**
x 3.5mm	x 3.5mm							R	**391-681**	**391-685**	**391-687**
.022″ x .028″	.022″ x .028″	-14°	0°	0°	0°	10°	0°	L	**391-682**	**391-688**	**391-690**
x 3.5mm	x 3.5mm							R	**391-683**	**391-689**	**391-691**

Package of 10

6|6 Lower First Molar with Distal Extension with Vertical Slot

Lower Right Shown

Main Occl. Tube Size	Aux. Ging. Tube Size	Torque Main	Torque Aux.	Tip Main	Tip Aux.	Distal Offset Main	Distal Offset Aux.	Left/ Right	Weldable	Bondable Small Foot Pad .260″	Bondable Big Foot Pad .325″
.018″ x .025″	.018″ x .025″	-27°	-15°	0°	0°	5°	0°	L	**391-206**	**391-962**	**391-968**
x 4.2mm	x 4.2mm							R	**391-205**	**391-963**	**391-969**
.022″ x .028″	.018″ x .025″	-27°	-15°	0°	0°	5°	0°	L	**391-216**	**391-964**	**391-970**
x 4.2mm	x 4.2mm							R	**391-215**	**391-965**	**391-971**
	.022″ x .028″	-27°	-15°	0°	0°	5°	0°	L	**391-648**	**391-966**	**391-972**
	x 4.2mm							R	**391-649**	**391-967**	**391-973**

Package of 10

First Molar Tubes
Triple

6|6 Upper First Molar Standard Size

Upper Right Shown

Main Tube Size	Aux. Ging. Tube Size	Headgear Tube Size	Torque Main	Torque Aux.	Tip Main	Tip Aux.	Distal Offset Main	Distal Offset Aux.	Left/ Right	Weldable
.018" x .025" x 4.5mm	.018" x .025" x 4.5mm	.045" x 4.5mm	0°	0°	0°	0°	0°	0°	L	**391-361**
									R	**391-362**
.022" x .028" x 4.5mm	.018" x .025" x 4.5mm	.045" x 4.5mm	0°	0°	0°	0°	0°	0°	L	**391-367**
									R	**391-368**

Package of 10

First Molar Tubes
Triple Convertible

6|6 Upper First Molar Standard Size

Upper Right Shown

Main Tube Size	Aux. Ging. Tube Size	Headgear Tube Size	Torque Main	Torque Aux.	Tip Main	Tip Aux.	Distal Offset Main	Distal Offset Aux.	Left/ Right	Weldable
.018" x .025" x 4.2mm	.018" x .025" x 4.2mm	.045" x 4.2mm	-10°	0°	0°	0°	7°	0°	L	**391-142**
									R	**391-141**
.022" x .028" x 4.2mm	.018" x .025" x 4.2mm	.045" x 4.2mm	-14°	0°	0°	0°	14°	0°	L	**391-156**
									R	**391-155**

Package of 10

6|6 Upper First Molar Mini Size

Upper Right Shown

Main Tube Size	Aux. Ging. Tube Size	Headgear Tube Size	Torque Main	Torque Aux.	Tip Main	Tip Aux.	Distal Offset Main	Distal Offset Aux.	Left/ Right	Weldable
018" x .025" x 3.5mm	.018" x .025" x 3.5mm	.045" x 3.5mm	-14°	0°	0°	0°	10°	0°	L	**391-412**
									R	**391-413**
			-14°	0°	0°	0°	14°	0°	L	**391-560**
									R	**391-561**
.022" x .028" x 3.5mm	.022" x .028" x 3.5mm	.045" x 3.5mm	-14°	0°	0°	0°	10°	0°	L	**391-414**
									R	**391-415**

Package of 10

First Molar Tubes
Triple Convertible Rotation

6|6 Upper First Molar Rotates Molars without Arch Bars

Unique elliptical mesial opening of headgear tube facilitates engagement, especially when molars are rotated. Eliminates use of palatal arch bars and time-consuming adjustments. Headgear tube has 7° distal offset at end of treatment.

Upper Right Shown

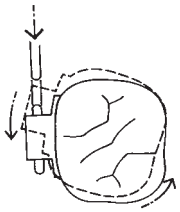

Patented

Main Tube Size	Aux. Ging. Tube Size	Headgear Tube Size	Torque Main	Torque Aux.	Tip Main	Tip Aux.	Distal Offset Main	Distal Offset Aux.	Left/ Right	Weldable
.018″ x .025″ x 3.5mm	.018″ x .025″ x 3.5mm	.045″ x 3.5mm	-14°	0°	0°	0°	14°	0°	L	**391-568**
									R	**391-569**
			-10°	0°	0°	0°	7°	0°	L	**391-570**
									R	**391-571**
	.022″ x .028″ x 3.5mm	.045″ x 3.5mm	-14°	0°	0°	0°	14°	0°	L	**391-426**
									R	**391-427**
			-10°	0°	0°	0°	7°	0°	L	**391-428**
									R	**391-429**
.022″ x .028″ x 3.5mm	.018″ x .025″ x 3.5mm	.045″ x 3.5mm	-14°	0°	0°	0°	14°	0°	L	**391-572**
									R	**391-573**
	.022″ x .028″ x 3.5mm	.045″ x 3.5mm	-14°	0°	0°	0°	14°	0°	L	**391-432**
									R	**391-433**

Package of 10

Second Molar Tubes
Single

7|7 / 7|7 Upper and Lower Second Molars Mini Size

Upper/ Lower	Archwire Tube Size	Tube Length	Torque	Tip	Distal Offset	Left/ Right	Weldable	Bondable
Upper	0.46 x 0.64mm (.018″ x .025″)	2.3	-10°	0°	6°	L	**391-854**	**391-856**
						R	**391-855**	**391-857**
			-14°	0°	10°	L	**391-792**	**391-632**
						R	**391-793**	**391-633**
			-22°	0°	6°	L	**391-858**	**391-860**
						R	**391-859**	**391-861**
	0.56 x 0.71mm (.022″ x .028″)	2.3	-10°	0°	6°	L	**391-766**	**391-784**
						R	**391-767**	**391-785**
			-14°	0°	10°	L	**391-794**	**391-634**
						R	**391-795**	**391-635**
			-22°	0°	6°	L	**391-768**	**391-668**
						R	**391-769**	**391-669**
Lower	0.46 x 0.64mm (.018″ x .025″)	2.3	-10°	0°	0°	L	**391-796**	**391-636**
						R	**391-797**	**391-637**
			-10°	0°	6°	L	**391-862**	**391-864**
						R	**391-863**	**391-865**
			-22°	0°	6°	L	**391-866**	**391-868**
						R	**391-867**	**391-869**
			-25°	0°	6°	L	**391-880**	**391-882**
						R	**391-881**	**391-883**
	0.56 x 0.71mm (.022″ x .028″)	2.3	-10°	0°	0°	L	**391-798**	**391-638**
						R	**391-799**	**391-639**
			-10°	0°	6°	L	**391-770**	**391-670**
						R	**391-771**	**391-671**
			-22°	0°	6°	L	**391-772**	**391-786**
						R	**391-773**	**391-787**
			-25°	0°	6°	L	**391-884**	**391-886**
						R	**391-885**	**391-887**

Package of 10

Right Shown

Second Molar Tubes
Single

7|7 Upper Second Molar without Distal Extension

Upper Right Shown

Archwire Tube Size	Tube Length	Torque	Tip	Distal Offset	Left/ Right	Weldable	Bondable
0.46 x 0.64mm (.018″ x .025″)	3.3	-10°	0°	14°	L	**391-392**	**391-394**
					R	**391-391**	**391-393**
		-14°	0°	14°	L	**391-396**	**391-398**
					R	**391-395**	**391-397**
0.56 x 0.71mm (.022″ x .028″)	3.3	-10°	0°	14°	L	**391-400**	**391-402**
					R	**391-399**	**391-401**
		-14°	0°	14°	L	**391-404**	**391-406**
					R	**391-403**	**391-405**

Package of 10

7|7 Lower Second Molar without Distal Extension

Lower Right Shown

Archwire Tube Size	Tube Length	Torque	Tip	Distal Offset	Left/ Right	Weldable	Bondable
0.46 x 0.64mm (.018″ x .025″)	3.3	-25°	0°	4°	L	**391-174**	**391-176**
					R	**391-173**	**391-175**
		-30°	0°	4°	L	**391-178**	**391-180**
					R	**391-177**	**391-179**
0.56 x 0.71mm (.022″ x .028″)	3.3	-25°	0°	4°	L	**391-138**	**391-140**
					R	**391-137**	**391-139**
		-30°	0°	4°	L	**391-218**	**391-220**
					R	**391-217**	**391-219**

Package of 10

Second Molar Tubes
Single with Vertical Slot

Upper and Lower Second Molar with Distal Extension

Upper Right Shown

Lower Right Shown

Upper/ Lower	Archwire Tube Size	Tube Length	Torque	Tip	Distal Offset	Left/ Right	Weldable	Bondable
Upper	0.46 x 0.64mm (.018″ x .025″)	4.0	-10°	0°	14°	L	**391-122**	**391-124**
						R	**391-121**	**391-123**
			-14°	0°	14°	L	**391-126**	**391-128**
						R	**391-125**	**391-127**
	0.56 x 0.71mm (.022″ x .028″)	4.0	-10°	0°	14°	L	**391-130**	**391-132**
						R	**391-129**	**391-131**
			-14°	0°	14°	L	**391-134**	**391-136**
						R	**391-133**	**391-135**
Lower	0.46 x 0.64mm (.018″ x .025″)	4.0	-25°	0°	4°	L	**391-182**	**391-184**
						R	**391-181**	**391-183**
			-30°	0°	4°	L	**391-186**	**391-188**
						R	**391-185**	**391-187**
	0.56 x 0.71mm (.022″ x .028″)	4.0	-25°	0°	4°	L	**391-190**	**391-192**
						R	**391-189**	**391-191**
			-30°	0°	4°	L	**391-194**	**391-196**
						R	**391-193**	**391-195**

Package of 10

Upper and Lower Second Molar without Distal Extension

Upper Right Shown

Lower Right Shown

Upper/ Lower	Archwire Tube Size	Tube Length	Torque	Tip	Distal Offset	Left/ Right	Weldable	Bondable
Upper	0.46 x 0.64mm (.018″ x .025″)	3.3	-10°	0°	14°	L	**391-322**	**391-324**
						R	**391-321**	**391-323**
			-14°	0°	14°	L	**391-326**	**391-328**
						R	**391-325**	**391-327**
	0.56 x 0.71mm (.022″ x .028″)	3.3	-10°	0°	14°	L	**391-330**	**391-332**
						R	**391-329**	**391-331**
			-14°	0°	14°	L	**391-334**	**391-336**
						R	**391-333**	**391-335**
Lower	0.46 x 0.64mm (.018″ x .025″)	3.3	-25°	0°	4°	L	**391-282**	**391-284**
						R	**391-281**	**391-283**
			-30°	0°	4°	L	**391-286**	**391-288**
						R	**391-285**	**391-287**
	0.56 x 0.71mm (.022″ x .028″)	3.3	-25°	0°	4°	L	**391-290**	**391-292**
						R	**391-289**	**391-291**
			-30°	0°	4°	L	**391-294**	**391-296**
						R	**391-293**	**391-295**

Package of 10

First Molar Tubes
Combination Non-Convertible Slant Back with Easy-Out® Feature*

6|6 Upper First Molars Low Profile

Upper Right Shown

Rect. Tube Size	Round-Ging. Tube Size	Torque Rect.	Torque Rnd.	Tip Rect.	Tip Rnd.	Distal Offset Rect.	Distal Offset Rnd.	Left/ Right	Weldable	Bondable Big Foot Pad .325"
.022" x .028"	.036"	-11°	—	0°	0°	6°	6°	L	**391-872**	**391-907**
x 4.7mm	x 6.0mm							R	**391-873**	**391-908**

Package of 10

6|6 Lower First Molars Low Profile

Lower Right Shown

Patented

Rect. Tube Size	Round-Ging. Tube Size	Torque Rect.	Torque Rnd.	Tip Rect.	Tip Rnd.	Distal Offset Rect.	Distal Offset Rnd.	Left/ Right	Weldable	Bondable Big Foot Pad .325"
.022" x .028"	.036"	-27°	—	0°	0°	6°	6°	L	**391-878**	**391-909**
x 4.7mm	x 6.0mm							R	**391-879**	**391-910**

Package of 10

First Molar Tubes
Combination Double Convertible Slant Back with Easy-Out® Feature*

6|6 Upper First Molars

Upper Right Shown

Rect. Tube Size	Round Tube Size	Torque Rect.	Torque Rnd.	Tip Rect.	Tip Rnd.	Distal Offset Rect.	Distal Offset Rnd.	Left/ Right	Weldable	Bondable Standard Pad	Bondable Big Foot Pad .325"
.022" x .028"	.036"	-10°	—	0°	0°	12°	12°	L	**391-372**	**391-407**	**391-418**
x 4.0mm	x 6.0mm							R	**391-373**	**391-408**	**391-419**

Package of 10

6|6 Lower First Molars

Lower Right Shown

Patented

Rect. Tube Size	Round Tube Size	Torque Rect.	Torque Rnd.	Tip Rect.	Tip Rnd.	Distal Offset Rect.	Distal Offset Rnd.	Left/ Right	Weldable	Bondable Standard Pad	Bondable Big Foot Pad .325"
.022" x .028"	.036"	-27°	—	0°	0°	8°	8°	L	**391-378**	**391-409**	**391-420**
x 4.0mm	x 6.0mm							R	**391-379**	**391-410**	**391-421**

Package of 10

*Tubes with the Easy-Out feature are perfect for use with Tip-Edge® bracket systems.

First Molar Tubes
Combination .036″ Flat Back with Easy-Out® Feature*

6|6 Upper First Molars Low Profile

Rect. Tube Size	Round Tube Size	Torque Rect.	Torque Rnd.	Tip Rect.	Tip Rnd.	Distal Offset Rect.	Distal Offset Rnd.	Left/ Right	Weldable	Bondable Big Foot Pad .325″
.022″ x .028″ x 5.8mm	.036″ x 6.0mm	-11°	—	0°	0°	6°	6°	L	**391-710**	**391-718**
								R	**391-711**	**391-719**

Package of 10

Upper Right Shown

6|6 Lower First Molars Low Profile

Rect. Tube Size	Round Tube Size	Torque Rect.	Torque Rnd.	Tip Rect.	Tip Rnd.	Distal Offset Rect.	Distal Offset Rnd.	Left/ Right	Weldable	Bondable Big Foot Pad .325″
.022″ x .028″ x 5.8mm	.036″ x 6.0mm	-27°	—	0°	0°	6°	6°	L	**391-712**	**391-720**
								R	**391-713**	**391-721**

Package of 10

Lower Right Shown

Patented

First Molar Tubes
Triple .036″ with Easy-Out® Feature*

6|6 Upper First Molars

Main Tube Size	Aux. Ging. Tube Size	Headgear Tube Size	Torque Main	Torque Aux.	Tip Main	Tip Aux.	Distal Offset Main	Distal Offset Aux.	Left/ Right	Weldable
.022″ x .028″ x 4.0mm	.036″ x 6.0mm	.045″ x 4.5mm	-10°	—	0°	0°	12°	12°	L	**391-094**
									R	**391-093**
		.051″ x 4.5mm	-10°	—	0°	0°	12°	12°	L	**391-098**
									R	**391-097**

Package of 10

Upper Right Shown

Patented

*The Easy-Out® feature straightens the archwire as it is pulled through the tube, lessening the force needed to remove the wire and improving patient comfort. Easy-Out also permits distal crown tipping on the mounted tooth.

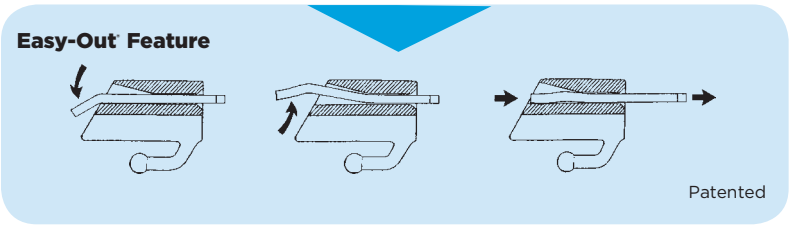

Lingual Attachments

One-Piece Lingual Button

One-piece construction is machined from highly polished stainless steel for maximum strength. Head size 2.18mm (.086″) accepts and retains all elastics, ligature thread and wires from any direction. Low profile and smoothly finished edge prevent soft tissue irritation. Base doubles as seating and removing lug.

224-010 Flat Base
224-020 Curved Base
Package of 10

Bondable Lingual Button

Made from one-piece button and base stainless steel construction with brazed laminated mesh bonding surface for durability and maximum retention. Low profile and smooth edges prevent soft tissue irritation. Available on 2.16 x 3.8mm (.085″ x .150″) rectangular base for bicuspids and molars, or 3.6mm (.140″) diameter base for cuspids.

224-112 Round Base
224-113 Rectangular Base
Package of 10

Bondable Plastic Button

Low profile button, precision molded from clear Lexan®, has a 3.1mm (.120″) diameter head with generous retention lip for elastics. Smooth edges for patient comfort. May be used for rotating or placed on impacted teeth as a means to apply light eruptive forces.

224-800 Plastic Lingual Buttons
Package of 10

Molar Cleat

Curved center section provides area for spot-welding and acts as seating lug. Round ends lie against convex curve of band until bent for use. One end can be broken off to provide small, one-ended, hook-cleat for use on smaller teeth. Precision stamped from 0.30mm (.012″) stainless steel. Total length 7mm (.275″).

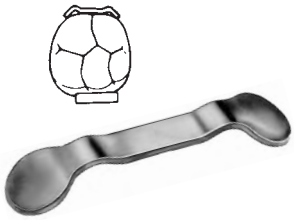

224-004 Molar Cleats
Package of 100

Lexan is a registered trademark for SABIC Innovative Plastics (formerly General Electric Plastics).

Lingual Attachments

Cleat-Lug

A versatile low-profile cleat which doubles as seating lug. Formed from 0.30mm (.012″) stainless steel, ends may be raised or lowered as required to engage auxiliaries. Edges and corners are rounded for patient comfort. Length is 5mm (.200″).

224-017 Posterior Cleat-Lug
Package of 100

Ball-End Lingual Hook

Hook rests against lingual surface of band until bent for engaging elastics or elastic thread. Round ball for patient comfort and added retention of auxiliaries. Offset shank for increased capacity and tissue relief. Ample spot-welding area for retention against maximum forces.

226-013 Long Hook, Short Offset (A)
226-011 Short Hook, Short Offset (B)
226-033 Long Hook, Long Offset (C)
226-031 Short Hook, Long Offset (D)
Package of 10

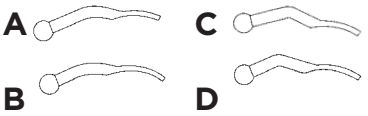

Bondable Lingual Hook

Ball-end offers patient comfort and improved retention for elastics, elastomers or wires. Precision made from stainless steel with laminated mesh bonding base for maximum retention. Hooks are angulated to bases for left and right positioning on mesiolingual cusps.

224-116L Upper Left/Lower Right Bondable Hooks
224-116R Upper Right/Lower Left Bondable Hooks
Package of 10

Seating Lug-Hook

Designed for use on lingual surfaces of all teeth. Supplied in strips of 10 for easy welding. Flat bases are designed for anterior and cuspid bands; curved bases are for bicuspid and molar bands.

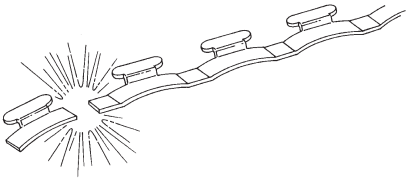

224-105 Curved Base, 1.5mm (.060″)
224-106 Curved Base, 2.5mm (.100″)
Package of 10 strips

Lingual Attachments

Lingual Cleat

Designed for use on cuspid and bicuspid bands. Easily accommodates several elastics at one time. Straight edge of large center welding area for seating bands. Precision stamped from non-corrosive stainless steel and carefully finished to prevent soft tissue irritation. Available in two lengths.

224-007 Short, 4.4mm (.173")
224-008 Long, 5.2mm (.206")
Package of 100

Bondable Lingual Cleat

Low-profile lingual cleat is precision stamped from stainless steel with brazed laminated mesh bonding base. Accommodates several elastics at one time. Available with 3.6mm (.140") diameter base for cuspids and 2.16 x 3.8mm (.085" x .150") rectangular base for bicuspids and molars.

224-114 Round Base (cuspids)
224-115 Rectangular Base (bicuspids and molars)
Package of 10

Lingual Molar Sheath

Select from four styles of lingual sheaths with 0.91mm (.036") I.D. for use with palatal arch bars. All are designed for ease of insertion. Window simplifies removal of arch bar.

328-054 Sheath with Latch Indent
Package of 10

328-254L Left Sheath with Distal Ball Hook
328-254R Right Sheath with Distal Ball Hook
Package of 10

328-154L Left Sheath with Mesial Ball Hook
328-154R Right Sheath with Mesial Ball Hook
Package of 10

328-354L Left Sheath with Occlusal Bar
328-354R Right Sheath with Occlusal Bar
Package of 10

Palatal Arch Bars available on page 114.

GripTite® Molar Bands

The Ultimate in Retention, Anatomical Shaping and Strength

GripTite molar bands feature patented mechanical interlocking indentations that are three times deeper than laser marked bands. This enhances cement penetration for improved bond strength and retention.

GripTite bands are anatomically correct according to tooth shape and size. This precision shaping delivers a snug, secure fit and superior retention without re-shaping or stretching.

Available in 38 sizes, GripTite bands ensure a precise fit without forcing or driving.

All bands are permanently identified with an advanced marking system that clearly indicates Palmer Notation, band size and tooth identification on the mesial surface.

Patented

Only GripTite Molar Bands feature TPO's patented interlocking indentations.

Molar Band Kits

Introductory Kit	100 bands
Standard Kit	200 bands
Thrift Kit	400 bands

Sizes 0 and 00 are not included in molar kits unless specifically requested. Band boxes are furnished at no charge with all kit orders.

GripTite Molar Bands – 38 Sizes

	Upper/Lower	Left/Right	Firm Temper	Standard Temper
First Molar	Upper	R	**964-725**	**966-725**
		L	**964-726**	**966-726**
	Lower	R	**965-825**	**967-825**
		L	**965-826**	**967-826**

There is no welding charge for custom-welding of TPO attachments.
A minimum order of 10 bands is requested, assortable by size and type.

GRIPTITE AND PRE-FIT MOLAR BAND DESIGN FEATURES

TPO Bands

Other Bands

An accurately selected band will seat to cusp height with finger pressure only. Final seating is accomplished without forceful driving.

TPO Bands

Other Bands

Correct circumferential relationship of occlusal and gingival margins prevents band from overseating to assure correct level for buccal attachment.

TPO Bands

Other Bands

Positioning of buccal and lingual indents, adjusted for individual tooth size and shape.

Prewelded Band Assemblies
Featuring Standard GripTite Molar Bands

6 | 6 GripTite Band with Upper First Molar Mini-Size Occlusal Headgear Tube

Main Tube Size	Headgear Tube Size	Torque	Tip	Distal Offset Main	Distal Offset HG	Left/ Right	Pre-Welded Band Assemblies Standard	Pre-Welded Band Assemblies Firm
.018″ x .025″	.045″	-10°	0°	7°	0°	L		**964-502**
x 3.5mm	x 3.5mm					R		**964-503**
.022″ x .028″	.045″	-10°	0°	14°	0°	L	**966-508**	**964-508**
x 3.5mm	x 63.5mm					R	**966-509**	**964-509**

Add standard band size number (00-36) after item number.
Tubes on page 71.

6 | 6 GripTite Band with Lower Single First Molar Tube with Distal Extension

Archwire Tube Size	Tube Length	Torque	Tip	Distal Offset	Left/ Right	Pre-Welded Band Assemblies Standard
.022″ x .028″	4.2	-25°	0°	4°	L	**967-628**
					R	**967-629**

Add standard band size number (00-36) after item number.
Tubes on page 66.

6 | 6 GripTite Band with Lower Single Convertible First Molar Tube

Archwire Tube Size	Tube Length	Torque	Tip	Distal Offset	Left/ Right	Pre-Welded Band Assemblies Firm
.018″ x .025″	4.2	-25°	0°	4°	L	**965-536**
					R	**965-537**
.022″ x .028″	4.2	-25°	0°	4°	L	**965-540**
					R	**965-541**

Add standard band size number (00-36) after item number.
Tubes on page 69.

Fast Ordering for Band Assemblies

It's easy and fast to order molar bands with prewelded attachments by going to TPO's online catalog. Go to **tportho.com**.

First-time users call the TPO office serving your area to get started.

Pre-Fit® Molar Bands

Accurately selected band will seat properly without stretching, re-contouring or forceful driving. Temper offers malleability with excellent adaptation.

Anatomical right and left shapes in 38 sizes (00 to 36) incorporate slight buccal indents and gingival interproximal festooning to promote positive seating at the proper levels.

Precise size gradations provide consistent fit without forcing, driving or stretching. Accurate incisal and gingival circumference relationships close simultaneously during final seating. Mandibular bands seat low, avoiding interference with maxillary teeth.

Advanced marking system clearly indicate the Palmer Notation, band size and tooth identification on the mesial.

Molar Band Kits

Introductory Kit	100 bands
Standard Kit	200 bands
Thrift Kit	400 bands

Sizes 0 and 00 are not included in molar kits unless specifically requested.
Band boxes are furnished at no charge with all kit orders.

Standard Temper Plus Pre-Fit Molar Bands

	Upper/Lower	Left/Right	Order No.
1st Molar	Upper	R	**944-725**
		L	**944-726**
	Lower	R	**945-825**
		L	**945-826**
2nd Molar	Upper	R	**946-725**
		L	**946-726**
	Lower	R	**947-825**
		L	**947-826**

Add standard band size numbers (00-36) after order numbers.

Upper and Lower Kit Distribution

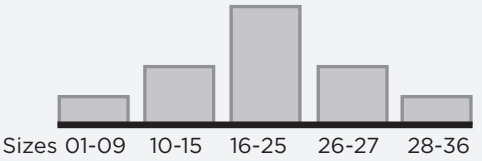

Pre-Fit® Bicuspid Bands

The correct relationship of occlusal and gingival circumferences promotes simultaneous closing of margins to create a tighter seal and better retention.

Unique conical shape captures occlusobuccal slope to prevent overseating of bands and reduce amount of adaptation required. Available in universal (no right or left) shapes.

Markings indicate the Palmer Notation, band size and tooth identification on the mesial.

Universal Bicuspid Bands

No Right and Left Shapes	Order No.
Upper First or Second	**940-105**
Lower First	**942-107**
Lower Second	**942-105**

There is no welding charge for custom-welding of TPO attachments.
A minimum order of 10 bands is requested, assortable by size and type.

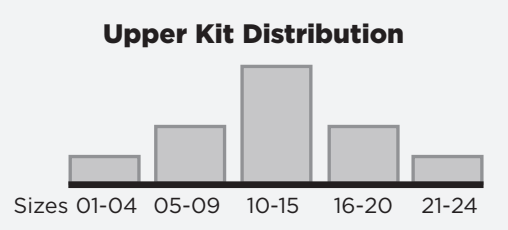

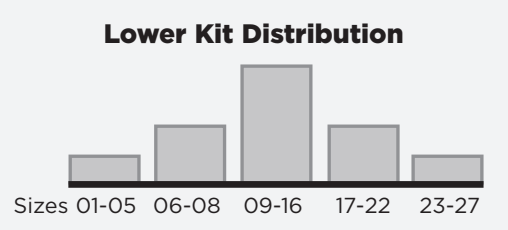

Band Boxes

A convenient hinge top box with a divided plastic insert is furnished with each band kit order. Empty boxes may also be purchased separately.

Upper Band Boxes—No Bands		Order No.
Bicuspid	Universal	**100-955**

Lower Band Boxes—No Bands		Order No.
1st Bicuspid	Universal	**100-968**
2nd Bicuspid	Universal	**100-969**

Bicuspid Band Kits

Convincer Kit	150 bands
Standard Kit	300 bands

Band boxes are furnished at no charge with all kit orders.

The most distinctive feature about Pre-Fit® Bicuspid Bands is the conical shape that gives them an "UPSIDE-DOWN" appearance to prevent overseating.

PRE-FIT BICUSPID BAND DESIGN FEATURES

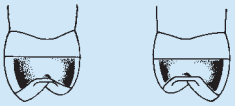

Unique conical shape prevents overseating. Bi-level interproximal festooning accommodates differing levels of mesial and distal anatomy.

Buccal and lingual occlusal margins conform to marginal ridges of upper and lower bicuspid teeth.

Pre-Fit® Cuspid Bands

Exclusive gingival extension provides improved retention and protects tooth enamel from auxiliaries. Incisal apron allows for correct bracket placement. Band seats on middle third of tooth. Bands are universal — no left or right shapes.

Cuspid Band Kits

Convincer Kit	150 bands
Standard Kit	300 bands
Thrift Kit	600 bands

Band boxes are furnished at no charge with all kit orders.

Cuspid Bands

	Order No.
Upper	**922-225**
Lower	**922-325**

Uppers have blue numbers on white background.
Lowers have black numbers on white background.

There is no welding charge for custom-welding of TPO attachments. A minimum order of 10 bands is requested, assortable by size and type.

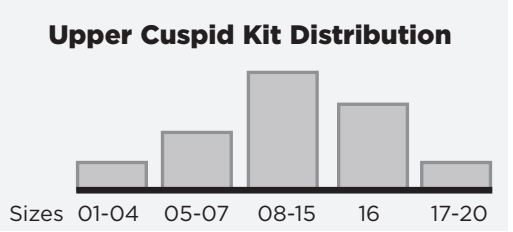

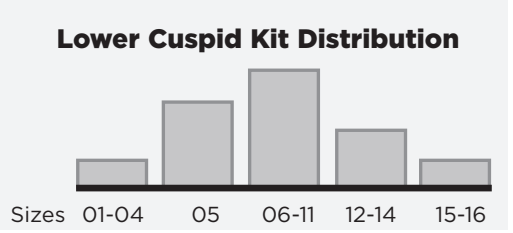

Pre-Fit® Anterior Bands

Anatomically shaped left and right Upper Central and Upper Lateral Bands are designed for easy size selection and fitting. Lower Anterior Bands conform to concave lingual contours of teeth.

Anterior Band Kits

Convincer Kit	150 upper bands 200 lower bands
Standard Kit	300 upper bands 400 lower bands
Thrift Kit	500 upper bands 600 lower bands

Band boxes are furnished at no charge with all kit orders.

Anterior Bands

		Left/Right	Without Lugs
Upper Central	Wide	R	**900-101**
		L	**900-103**
Upper Lateral		R	**910-101**
		L	**910-103**
Lower Anterior	Wide		**920-101**

Upper rights have green numbers, lefts have red numbers on white background.

Lower have black numbers on white background.

There is no welding charge for custom-welding of TPO attachments.
A minimum order of 10 bands is requested, assortable by size and type.

Upper Central Kit Distribution

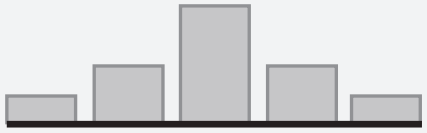

Upper Lateral Kit Distribution

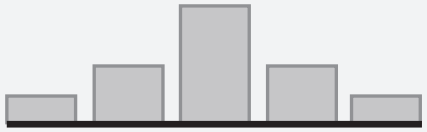

Lower Anterior Kit Distribution

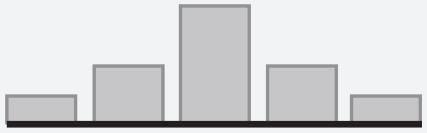

Prewelding Service
TPO Attachments on TPO Bands

There is no prewelding charge when ordering any of our brackets, tubes or auxiliaries prewelded to TPO bands. TPO will also weld other companies' attachments to our bands (additional charges apply).

Custom Welding: TPO also provides custom welding service at no additional charge to meet your special angulation and positioning requirements. Custom welded materials are not returnable for credit or exchange.

Standard Welding Positions

Cuspids

Mesiodistal: Centered
Incisogingival: Offset incisally

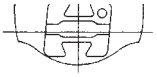

Preadjusted and Standard Edgewise

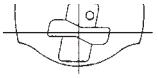

Tip-Edge® and Tip-Edge PLUS®

Bicuspids

Upper
Mesiodistal: Centered
Occlusogingival: Offset occlusally

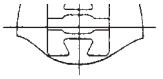

Preadjusted and Standard Edgewise

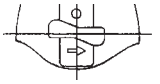

Tip-Edge® and Tip-Edge PLUS®

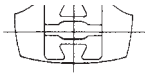

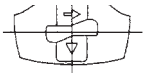

Lower
Mesiodistal: Centered
Occlusogingival: Offset gingivally

NOTE: The unusual conical shape of Pre-Fit bicuspid bands gives them an UPSIDE-DOWN appearance.

Molars

Upper Combination
Mesiodistal: Mesial end of tube is centered on mesial buccal cusp. Long axis of tube is parallel to a line bisecting contact points.
Occlusogingival: Rectangular tube centered. Round tube occlusal.

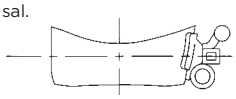

Preadjusted and Standard Edgewise

Upper Single
Mesiodistal: Mesial end of tube is centered on mesial buccal cusp. Long axis of tube is parallel to a line bisecting contact points.
Occlusogingival: Centered

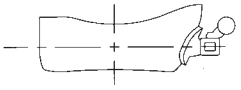

Preadjusted and Standard Edgewise

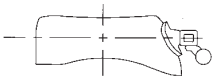

Lower
Mesiodistal: Same as upper
Occlusogingival: Centered

Upper
Mesiodistal: Mesial end of tube is centered on mesial buccal cusp. Long axis of tube is parallel to a line bisecting contact points.
Occlusogingival: Centered

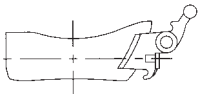

Tip-Edge® and Tip-Edge PLUS®

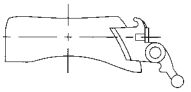

Lower
Mesiodistal: Same as upper
Occlusogingival: Centered

4 WIRE

TP Orthodontics, Inc.
tportho.com
cosmeticbraces.com

WIRE

Aesthetic Archwires

- Reflex® Nickel Titanium
- Shiny Bright Stainless Steel
- Braided 8-Strand Reflex®
- TiMolium® Titanium

Archwires

- Braided 8-Strand Reflex
- TiMolium Titanium
- Reflex Nickel Titanium
  - Original (on spools and preformed)
  - Original with Center Bend
  - Heat-Activated
  - Heat-Activated with Center Bend
- Vela™ Arch Forms
- Bow-Flex® Stainless Steel
- TP Original Stainless Steel
- Shiny Bright Stainless Steel
- Rounded Rectangular Stainless Steel
- Gold Tone Stainless Steel
- Twisted 3-Strand
- Co-Ax®
- Arch Length Ruler
- Pre-Cut Co-Ax®
- Woven 8-Strand
- Tip-Edge® Looped
- Tip-Edge®
- Pretorqued
- Dispensers

Ligature Wires

- Preformed Ties
- Angular Twisted Ties
- Kobayashi Ties
- Spools

Aesthetic Wire
Convenience-Pak® Autoclavable Envelopes

Aesthetic wire from TP Orthodontics is perfect for use with ceramic brackets. These preformed archwires feature a very thin white-color coating applied to the labial surface only. Each wire remains uncoated where it comes into contact with the archwire slot so that it glides smoothly with no increase in friction.

Other brands of "invisible" archwire are coated on all sides. This adds friction and actually increases the size of the archwire. For example, a wire that is listed as 0.43 x 0.56mm (.017″ x .022″) wire could actually measure 0.48 x 0.64mm (.019″ x .025″) when the coating is factored in.

TP Orthodontics' aesthetic wire is available in a variety of shapes and wire types.

Aesthetic wire is packaged in exclusive Convenience-Pak packaging, which consists of a box of ten archwires, each of which is individually enclosed in a convenient, see-through, autoclavable envelope.

Reflex® Nickel Titanium Aesthetic Wire

Wire Size	Straight Arch Form Upper	Straight Arch Form Lower
0.30mm (.012″)	**381-183W**	**381-182W**
0.36mm (.014″)	**381-159W**	**381-158W**
0.41mm (.016″)	**381-165W**	**381-164W**
0.46mm (.018″)	**381-167W**	**381-166W**
0.51mm (.020″)	**381-169W**	**381-168W**
0.41 x 0.41mm (.016″ x .016″)	**381-179W**	**381-178W**
0.41 x 0.56mm (.016″ x .022″)	**381-171W**	**381-170W**
0.43 x 0.64mm (.017″ x .025″)	**381-173W**	**381-172W**
0.46 x 0.64mm (.018″ x .025″)	**381-187W**	**381-186W**
0.48 x 0.64mm (.019″ x .025″)	**381-175W**	**381-174W**
0.55 x 0.64mm (.0215″ x .025″)	**381-177W**	**381-176W**

Package of 10

Aesthetic wire shown in use with InVu® ceramic brackets.

Shiny Bright Stainless Steel Aesthetic Wire

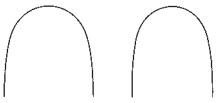

Wire Size	Straight Arch Form Upper	Straight Arch Form Lower
0.41mm (.016″)	**381-063W**	**381-064W**
0.46mm (.018″)	**381-065W**	**381-066W**
0.51mm (.020″)	**381-067W**	**381-068W**
0.41 x 0.41mm (.016″ x .016″)	**381-081W**	**381-080W**
0.41 x 0.56mm (.016″ x .022″)	**381-083W**	**381-082W**
0.43 x 0.64mm (.017″ x .025″)	**381-085W**	**381-084W**
0.46 x 0.64mm (.018″ x .025″)	**381-087W**	**381-086W**
0.48 x 0.64mm (.019″ x .025″)	**381-089W**	**381-088W**
0.55 x 0.64mm (.0215″ x .025″)	**381-193W**	**381-194W**
0.55 x 0.71mm (.0215″ x .028″)	**381-191W**	**381-192W**

Package of 10

Aesthetic Wire
Convenience-Pak® Autoclavable Envelopes

Braided 8-Strand Reflex® Nickel Titanium Aesthetic Wire†

Wire Size	Broad Arch Form		Straight Arch Form	
	Upper	Lower	Upper	Lower
0.43 x 0.64mm (.017″ x .025″)	**381-310W**	**381-311W**	**381-322W**	**381-323W**
0.53 x 0.64mm (.021″ x .025″)	**381-316W**	**381-317W**	**381-326W**	**381-327W**

Package of 10

†Unit pieces can be ordered by adding a “U” in front of the order number.

TiMolium® Titanium Aesthetic Wire

Wire Size	Straight Arch Form	
	Upper Small	Lower Small
0.41 x 0.41mm (.016″ x .016″)	**386-499W**	**386-502W**
0.41 x 0.56mm (.016″ x .022″)	**386-520W**	**386-534W**
0.44 x 0.44mm (.0175″ x .0175″)	**386-518W**	**386-532W**

Package of 10

Braided 8-Strand Reflex® Nickel Titanium Wire

Convenience-Pak® Autoclavable Envelopes

Braided 8-Strand Reflex® Nickel Titanium Wire†

Wire Size	Broad Arch Form Upper	Broad Arch Form Lower	Straight Arch Form Upper	Straight Arch Form Lower
0.43 x 0.64mm (.017″ x .025″)	**381-310**	**381-311**	**381-322**	**381-323**
0.53 x 0.64mm (.021″ x .025″)	**381-316**	**381-317**	**381-326**	**381-327**

Package of 10

† Unit pieces can be ordered by adding a "U" in front of the order number.

TiMolium® Titanium Wire

Convenience-Pak® Autoclavable Envelopes

TiMolium titanium wire combines the flexibility, continuous force and springback of nickel titanium with the high stiffness and bendability of stainless steel wire. Consistently outperforms nickel titanium and beta titanium wire in breakage resistance, smoothness, polish and flexibility. Can be welded.

TiMolium titanium wire is packaged in exclusive Convenience-Pak packaging, which consists of a box of ten archwires, each of which is individually enclosed in a convenient, see-through, autoclavable envelope.

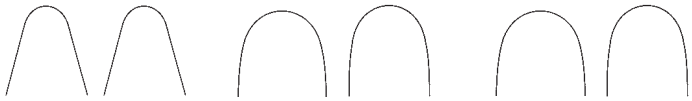

Wire Size	Standard Arch Form Upper	Standard Arch Form Lower	Straight Arch Form Upper Small	Straight Arch Form Upper Large	Straight Arch Form Lower Small	Straight Arch Form Lower Large
0.41 x 0.41mm (.016″ x .016″)	**386-497**	**386-498**	**386-499**	**386-501**	**386-502**	**386-503**
0.41 x 0.56mm (.016″ x .022″)	**386-506**	**386-507**	**386-520**	**386-521**	**386-534**	**386-535**
0.43 x 0.64mm (.017″ x .025″)	**386-508**	**386-509**	**386-522**	**386-523**	**386-536**	**386-537**
0.44 x 0.44mm (.0175″ x .0175″)	**386-504**	**386-505**	**386-518**	**386-519**	**386-532**	**386-533**
0.48 x 0.64mm (.019″ x .025″)	**386-510**	**386-511**	**386-524**	**386-525**	**386-538**	**386-539**
0.53 x 0.64mm (.021″ x .025″)	**386-512**	**386-513**	**386-526**	**386-527**	**386-540**	**386-541**

Package of 10

Original Reflex® Nickel Titanium Wire

Reflex nickel titanium wire combines superelasticity with high shape recovery to produce gentle, constant pressure for comfortable and efficient forces.

Resists permanent distortion, allowing immediate engagement in severely malaligned anteriors without fracturing. Smoothly polished, friction-reducing finish allows brackets to slide easily.

Reflex wire is available in a variety of round and rectangular wire sizes. Midlines are clearly marked for quick reference. Triple etch marks indicate upper arches, single etch marks indicate lowers. Curved Memory arches feature black ink markings on the uppers and red on the lowers.

4.5 m (15 ft.) Coil

Wire Size	Order No.
0.36mm (.014″)	**382-114**
0.41mm (.016″)	**382-116**

Package of 1

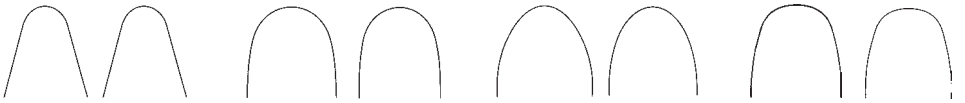

Wire Size	Standard Arch Form Upper	Standard Arch Form Lower	Straight Arch Form Upper	Straight Arch Form Lower	Straight Arch II Form Upper	Straight Arch II Form Lower	Broad Arch Upper	Broad Arch Lower
0.30mm (.012″)	**381-259**	**381-258**	**381-183**	**381-182**	**383-531**	**383-530**	**381-211**	**381-212**
0.36mm (.014″)	**381-261**	**381-260**	**381-159**	**381-158**	**383-533**	**383-532**	**381-213**	**381-214**
0.41mm (.016″)	**381-263**	**381-262**	**381-165**	**381-164**	**383-535**	**383-534**		
0.46mm (.018″)	**381-265**	**381-264**	**381-167**	**381-166**	**383-537**	**383-536**		
0.51mm (.020″)	**381-267**	**381-266**	**381-169**	**381-168**	**383-539**	**383-538**		
0.41 x 0.41mm (.016″ x .016″)	**381-269**	**381-268**	**381-179**	**381-178**	**383-541**	**383-540**		
0.41 x 0.56mm (.016″ x .022″)	**381-271**	**381-270**	**381-171**	**381-170**	**383-543**	**383-542**	**381-223**	**381-224**
0.43 x 0.64mm (.017″ x .025″)	**381-273**	**381-272**	**381-173**	**381-172**	**383-545**	**383-544**		
0.46 x 0.46mm (.018″ x .018″)	**381-277**	**381-276**	**381-181**	**381-180**	**383-547**	**383-546**		
0.46 x 0.64mm (.018″ x .025″)	**381-279**	**381-278**	**381-187**	**381-186**	**383-549**	**383-548**	**381-229**	**381-230**
0.48 x 0.64mm (.019″ x .025″)	**381-275**	**381-274**	**381-175**	**381-174**	**383-551**	**383-550**		
0.51 x 0.51mm (.020″ x .020″)	**381-281**	**381-280**	**381-188**	**381-189**	**383-553**	**383-552**		
0.55 x 0.64mm (.0215″ x .025″)	**381-283**	**381-282**	**381-177**	**381-176**	**383-555**	**383-554**	**381-235**	**381-236**

Wire Size	Curved Memory Upper	Curved Memory Lower	Bio-Arch® I	Bio-Arch II	Bio-Arch III	Bio-Arch V
0.30mm (.012″)	**381-550**	**381-551**	**387-130**	**387-143**	**387-156**	**387-182**
0.36mm (.014″)	**381-552**	**381-553**	**387-131**	**387-144**	**387-157**	**387-183**
0.41mm (.016″)	**381-500**	**381-501**	**387-132**	**387-145**	**387-158**	**387-184**
0.46mm (.018″)	**381-502**	**381-503**	**387-133**	**387-146**	**387-159**	**387-185**
0.51mm (.020″)	**381-554**	**381-555**	**387-134**	**387-147**	**387-160**	**387-186**
0.41 x 0.41mm (.016″ x .016″)	**381-556**	**381-557**	**387-135**	**387-148**	**387-161**	**387-187**
0.41 x 0.56mm (.016″ x .022″)	**381-504**	**381-505**	**387-136**	**387-149**	**387-162**	**387-188**
0.43 x 0.64mm (.017″ x .025″)	**381-506**	**381-507**	**387-137**	**387-150**	**387-163**	**387-189**
0.46 x 0.46mm (.018″ x .018″)	**381-558**	**381-559**	**387-138**	**387-151**	**387-164**	**387-190**
0.46 x 0.64mm (.018″ x .025″)	**381-560**	**381-561**	**387-139**	**387-152**	**387-165**	**387-191**
0.48 x 0.64mm (.019″ x .025″)	**381-508**	**381-509**	**387-140**	**387-153**	**387-166**	**387-192**
0.51 x 0.51mm (.020″ x .020″)	**381-562**	**381-563**	**387-141**	**387-154**	**387-167**	**387-193**
0.55 x 0.64mm (.0215″ x .025″)	**381-564**	**381-565**	**387-142**	**387-155**	**387-168**	**387-194**

Package of 10

Original Reflex® Nickel Titanium Wire
With Center Bend

All the features and benefits of original Reflex wire are incorporated into the Reflex center bend wires. A small bend in the midline prevents sliding to the right or left. Bend is horizontal to minimize visibility.

Upper wires feature a wider bend of 4.5mm (.178″), while lower wires have a narrower 3.2mm (.124″) bend.



Patented

Wire Size	Standard Arch Form Upper	Standard Arch Form Lower	Straight Arch Form Upper	Straight Arch Form Lower	Straight Arch II Form Upper	Straight Arch II Form Lower
0.30mm (.012″)	**381-405**	**381-404**	**381-387**	**381-386**	**383-501**	**383-500**
0.36mm (.014″)	**381-407**	**381-406**	**381-389**	**381-388**	**383-503**	**383-502**
0.41mm (.016″)	**381-375**	**381-374**	**381-367**	**381-366**	**383-505**	**383-504**
0.46mm (.018″)	**381-377**	**381-376**	**381-369**	**381-368**	**383-507**	**383-506**
0.51mm (.020″)	**381-409**	**381-408**	**381-391**	**381-390**	**383-509**	**383-508**
0.41 x 0.41mm (.016″ x .016″)	**381-411**	**381-410**	**381-393**	**381-392**	**383-511**	**383-510**
0.41 x 0.56mm (.016″ x .022″)	**381-379**	**381-378**	**381-371**	**381-370**	**383-513**	**383-512**
0.43 x 0.64mm (.017″ x .025″)	**381-381**	**381-380**	**381-373**	**381-372**	**383-515**	**383-514**
0.46 x 0.64mm (.018″ x .025″)	**381-413**	**381-412**	**381-395**	**381-394**	**383-517**	**383-516**
0.48 x 0.64mm (.019″ x .025″)	**381-415**	**381-414**	**381-401**	**381-400**	**383-519**	**383-518**
0.55 x 0.64mm (.0215″ x .025″)	**381-417**	**381-416**	**381-403**	**381-402**	**383-521**	**383-520**

Wire Size	Curved Memory Upper	Curved Memory Lower	Bio-Arch® I	Bio-Arch II	Bio-Arch III	Bio-Arch V
0.30mm (.012″)	**381-520**	**381-521**	**387-070**	**387-081**	**387-092**	**387-114**
0.36mm (.014″)	**381-522**	**381-523**	**387-071**	**387-082**	**387-093**	**387-115**
0.41mm (.016″)	**381-524**	**381-525**	**387-072**	**387-083**	**387-094**	**387-116**
0.46mm (.018″)	**381-526**	**381-527**	**387-073**	**387-084**	**387-095**	**387-117**
0.51mm (.020″)	**381-528**	**381-529**		**387-085**	**387-096**	**387-118**
0.41 x 0.41mm (.016″ x .016″)	**381-530**	**381-531**	**387-075**	**387-086**	**387-097**	**387-119**
0.41 x 0.56mm (.016″ x .022″)	**381-532**	**381-533**	**387-076**	**387-087**	**387-098**	**387-120**
0.43 x 0.64mm (.017″ x .025″)	**381-534**	**381-535**	**387-077**	**387-088**	**387-099**	**387-121**
0.46 x 0.64mm (.018″ x .025″)	**381-536**	**381-537**	**387-078**	**387-089**	**387-100**	**387-122**
0.48 x 0.64mm (.019″ x .025″)	**381-538**	**381-539**	**387-079**	**387-090**	**387-101**	**387-123**
0.55 x 0.64mm (.0215″ x .025″)	**381-540**	**381-541**	**387-080**	**387-091**	**387-102**	**387-124**

Package of 10

Reflex® Heat-Activated Nickel Titanium Wire

Heat-activated nickel titanium archwires provide optimal tooth moving forces with more consistency. The thermal reactive properties supply light, continuous force that is neither too great nor variable over time.

Wires are easily deformed at room temperature and super-elastic at body temperature. As the archwire is engaged in the mouth, body temperature activates the wire to return to its preformed arch shape. Heat-activated archwires accept more severe deformation and gently move teeth over greater distances.

Transition temperatures:

- Round wire = 78.8°F (26°C) to 89.6°F (32°C)
- Rectangular wire = 84.2°F (29°C) to 95°F (35°C)

Midlines are clearly marked for quick reference. Triple etch marks indicate upper arches, single etch marks indicate lowers. Curved memory arches feature black ink markings on the uppers and red on the lowers.

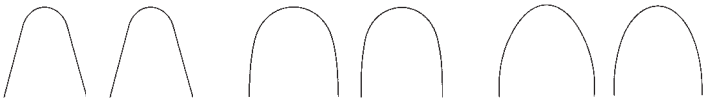

Wire Size	Standard Arch Form		Straight Arch Form		Straight Arch II Form	
	Upper	Lower	Upper	Lower	Upper	Lower
0.30mm (.012")	**381-789**	**381-788**	**381-799**	**381-798**	**383-631**	**383-630**
0.36mm (.014")	**381-821**	**381-820**	**381-801**	**381-800**	**383-633**	**383-632**
0.41mm (.016")	**381-823**	**381-822**	**381-803**	**381-802**	**383-635**	**383-634**
0.46mm (.018")	**381-825**	**381-824**	**381-805**	**381-804**	**383-637**	**383-636**
0.51mm (.020")	**381-791**	**381-790**	**381-813**	**381-812**	**383-639**	**383-638**
0.41 x 0.41mm (.016" x .016")	**381-793**	**381-792**	**381-815**	**381-814**	**383-641**	**383-640**
0.41 x 0.56mm (.016" x .022")	**381-827**	**381-826**	**381-807**	**381-806**	**383-643**	**383-642**
0.43 x 0.64mm (.017" x .025")	**381-829**	**381-828**	**381-809**	**381-808**	**383-645**	**383-644**
0.46 x 0.64mm (.018" x .025")	**381-831**	**381-830**	**381-811**	**381-810**	**383-647**	**383-646**
0.48 x 0.64mm (.019" x .025")	**381-795**	**381-794**	**381-817**	**381-816**	**383-649**	**383-648**
0.53 x 0.64mm (.021" x .025")	**381-797**	**381-796**	**381-819**	**381-818**	**383-651**	**383-650**

Wire Size	Curved Memory		Bio-Arch I	Bio-Arch II	Bio-Arch III	Bio-Arch IV	Bio-Arch V
	Upper	Lower					
0.30mm (.012")	**381-600**	**381-601**	**387-260**	**387-271**	**387-282**	**387-293**	**387-304**
0.36mm (.014")	**381-602**	**381-603**	**387-261**	**387-272**	**387-283**	**387-294**	**387-305**
0.41mm (.016")	**381-604**	**381-605**	**387-262**	**387-273**	**387-284**	**387-295**	**387-306**
0.46mm (.018")	**381-606**	**381-607**	**387-263**	**387-274**	**387-285**	**387-296**	**387-307**
0.51mm (.020")	**381-608**	**381-609**	**387-264**	**387-275**	**387-286**	**387-297**	**387-308**
0.41 x 0.41mm (.016" x .016")	**381-610**	**381-611**	**387-265**	**387-276**	**387-287**	**387-298**	**387-309**
0.41 x 0.56mm (.016" x .022")	**381-612**	**381-613**	**387-266**	**387-277**	**387-288**	**387-299**	**387-310**
0.43 x 0.64mm (.017" x .025")	**381-614**	**381-615**	**387-267**	**387-278**	**387-289**	**387-300**	**387-311**
0.46 x 0.64mm (.018" x .025")	**381-616**	**381-617**	**387-268**	**387-279**	**387-290**	**387-301**	**387-312**
0.48 x 0.64mm (.019" x .025")	**381-618**	**381-619**	**387-269**	**387-280**	**387-291**	**387-302**	**387-313**
0.53 x 0.64mm (.021" x .025")	**381-620**	**381-621**	**387-270**	**387-281**	**387-292**	**387-303**	**387-314**

Package of 10

Reflex® Heat-Activated Nickel Titanium Wire
With Center Bend

A small bend in the midline prevents sliding to the right or left. Bend is horizontal to minimize visibility.

Upper wires feature a wider bend of 4.5mm (.178″), while lower wires have a narrower 3.2mm (.124″) bend.



Patented

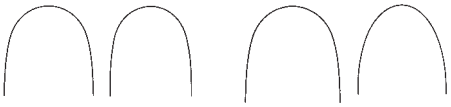

Wire Size	Straight Arch Form Upper	Straight Arch Form Lower	Straight Arch II Form Upper	Straight Arch II Form Lower
0.30mm (.012″)	**381-863**	**381-862**	**383-601**	**383-600**
0.36mm (.014″)	**381-865**	**381-864**	**383-603**	**383-602**
0.41mm (.016″)	**381-833**	**381-832**	**383-605**	**383-604**
0.46mm (.018″)	**381-835**	**381-834**	**383-607**	**383-606**
0.51mm (.020″)	**381-867**	**381-866**	**383-609**	**383-608**
0.41 x 0.41mm (.016″ x .016″)	**381-869**	**381-868**	**383-611**	**383-610**
0.41 x 0.56mm (.016″ x .022″)	**381-837**	**381-836**	**383-613**	**383-612**
0.43 x 0.64mm (.017″ x .025″)	**381-839**	**381-838**	**383-615**	**383-614**
0.46 x 0.64mm (.018″ x .025″)	**381-871**	**381-870**	**383-617**	**383-616**
0.48 x 0.64mm (.019″ x .025″)	**381-873**	**381-872**	**383-619**	**383-618**
0.53 x 0.64mm (.021″ x .025″)	**381-875**	**381-874**	**383-621**	**383-620**

Wire Size	Curved Memory Upper	Curved Memory Lower	Bio-Arch® I	Bio-Arch II	Bio-Arch III	Bio-Arch IV	Bio-Arch V
0.30mm (.012″)	**381-570**	**381-571**	**387-200**	**387-211**	**387-222**	**387-233**	**387-244**
0.36mm (.014″)	**381-572**	**381-573**	**387-201**	**387-212**	**387-223**	**387-234**	**387-245**
0.41mm (.016″)	**381-574**	**381-575**	**387-202**	**387-213**	**387-224**	**387-235**	**387-246**
0.46mm (.018″)	**381-576**	**381-577**	**387-203**	**387-214**	**387-225**	**387-236**	**387-247**
0.51mm (.020″)	**381-578**	**381-579**	**387-204**	**387-215**	**387-226**	**387-237**	**387-248**
0.41 x 0.41mm (.016″ x .016″)	**381-580**	**381-581**	**387-205**	**387-216**	**387-227**	**387-238**	**387-249**
0.41 x 0.56mm (.016″ x .022″)	**381-582**	**381-583**	**387-206**	**387-217**	**387-228**	**387-239**	**387-250**
0.43 x 0.64mm (.017″ x .025″)	**381-584**	**381-585**	**387-207**	**387-218**	**387-229**	**387-240**	**387-251**
0.46 x 0.64mm (.018″ x .025″)	**381-586**	**381-587**	**387-208**	**387-219**	**387-230**	**387-241**	**387-252**
0.48 x 0.64mm (.019″ x .025″)	**381-588**	**381-589**	**387-209**	**387-220**	**387-231**	**387-242**	**387-253**
0.53 x 0.64mm (.021″ x .025″)	**381-590**	**381-591**	**387-210**	**387-221**	**387-232**	**387-243**	**387-254**

Package of 10

Vela™ Archwire System

Developed by Dr. Arturo Vela, the Vela arch form is for clinicians who prefer a broader arch.

The universal shape is interchangeable and Size 2 can be used for the upper or lower arch form, enabling the clinician to treat a wider range of cases while simplifying inventory.

Vela arch forms are compatible with all bracket systems, including Tip-Edge PLUS®.

The Vela arch forms are packaged in TPO's exclusive Convenience-Pak. Ten archwires are individually packaged in convenient, see-through, autoclavable envelopes.

The system is available in Reflex Heat-Activated Nickel Titanium, Shiny Bright Stainless Steel and TiMolium Titanium.

Reflex Heat-Activated Nickel Titanium

	Vela Arch Forms		
Wire Size	Vela 1	Vela 2	Vela 3
.014″	**381-652**	**381-653**	**381-654**
.016″	**381-655**	**381-656**	**381-657**
.018″	**381-658**	**381-659**	**381-660**
.014″ x .025″	**381-661**	**381-662**	**381-663**
.016″ x .025″	**381-664**	**381-665**	**381-666**
.0215″ x .025″	**381-667**	**381-668**	**381-669**

Package of 10

Shiny Bright

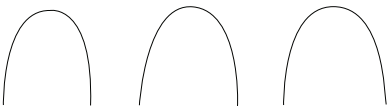

	Vela Arch Forms		
Wire Size	Vela 1	Vela 2	Vela 3
.016″ x .022″	**381-622**	**381-623**	**381-624**
.019″ x .025″	**381-625**	**381-626**	**381-627**
.0215″ x .028″	**381-628**	**381-629**	**381-630**

Package of 10

TiMolium Titanium

	Vela Arch Forms		
Wire Size	Vela 1	Vela 2	Vela 3
.019″ x .025″	**386-550**	**386-551**	**386-552**
.0215″ x .027″	**386-553**	**386-554**	**386-555**

Package of 10

Bow-Flex® Wire

High tensile, high stiffness Bow-Flex stainless steel wire is specially suited for rapid bite opening, plus the unraveling and rotations of anterior teeth. Smooth surface reduces friction.

Bow-Flex is a medium copper color that can be electropolished to an aesthetically bright, stainless color. The wire should be formed slowly while being held under mild pressure between the beaks of a light wire plier. Centerlines are marked white on upper arches and red on lower arches. Bow-Flex is also available in coils and 12″ lengths.

30.5 cm (12 in.) Lengths

Wire Size	Order No.
0.36mm (.014″)	**230-560**
0.41mm (.016″)	**230-570**
0.46mm (.018″)	**230-580**
0.51mm (.020″)	**230-590**

Package of 30

7.5 m (25 ft.) Coil

Wire Size	Order No.
0.36mm (.014″)	**230-510**
0.41mm (.016″)	**230-520**
0.46mm (.018″)	**230-530**
0.51mm (.020″)	**230-540**

Package of 1

Wire Size	Standard Arch Form		Straight Arch Form	
	Upper	Lower	Upper	Lower
0.36mm (.014″)	**230-402**	**230-403**	**230-412**	**230-413**
0.41mm (.016″)	**230-404**	**230-405**	**230-414**	**230-415**
0.46mm (.018″)	**230-406**	**230-407**	**230-416**	**230-417**
0.51mm (.020″)	**230-408**	**230-409**	**230-418**	**230-419**

Package of 10

TP Original Wire

Extreme resiliency and hardness of the premier plus grade provide continuous, gentle forces without deformation or fracture when in use. Excellent for leveling in early stages of treatment and for overbite correction. Centerlines are marked (upper white, lower red) on each wire for quick reference. Wires are of adequate length to allow for retraction loops. Also available in 25.4 cm (10″), 30.5 cm (12″) lengths or on 7.5 m (25 ft.) coils. See next page.

Wire Size	Standard Arch Form		Straight Arch Form	
	Upper	Lower	Upper	Lower
0.36mm (.014″)	**336-131**	**336-130**	**336-121**	**336-120**
0.41mm (.016″)	**336-331**	**336-330**	**336-321**	**336-320**
0.46mm (.018″)	**336-431**	**336-430**	**336-421**	**336-420**
0.51mm (.020″)	**336-531**	**336-530**	**336-521**	**336-520**
0.56mm (.022″)	**336-031**	**336-030**	**336-021**	**336-020**

Package of 10

TP Original Wire

Standard Grade (White Label)
Easiest to bend. Used for practice bending or forming auxiliaries. Can be used for archwires when distortion and bite-opening are not a problem.

Standard Plus Grade (Green Label)
Relatively easy to form, yet stiffer than Standard grade. Used for auxiliaries and archwires when more pressure and resistance to deformation are desired.

Premier Grade (Black Label)
Higher tensile strength, yet can be formed into intricate shapes with little danger of breakage. The 0.41mm (.016″) is often used for starting arches in many techniques.

Premier Plus Grade (Orange Label)
Premier plus wire is routinely used by experienced operators. Hardness and resiliency of 0.41mm (.016″) size are excellent for supporting anchorage and reducing deep overbites.

TP Original Wire Coils

Grade	Color Code	0.30mm (.012″)	0.36mm (.014″)	0.41mm (.016″)	0.46mm (.018″)	0.51mm (.020″)	0.56mm (.022″)
Standard	White	**229-000**	**230-100**	**231-300**	**232-400**	**233-500**	
Standard Plus	Green		**230-110**	**231-310**	**232-410**	**233-510**	
Premier	Black		**230-120**	**231-320**	**232-420**	**233-520**	
Premier Plus	Orange		**230-130**	**231-330**	**232-430**	**233-530**	**234-630**

7.5 m (25 ft.) coil

TP Original Wire Lengths

Grade	Color Code	Length	0.36mm (.014″)	0.41mm (.016″)	0.46mm (.018″)	0.51mm (.020″)
Standard	White	25.4 cm (10″)	**230-101**	**231-301**	**232-401**	**233-501**
Standard Plus	Green	25.4 cm (10″)	**230-111**	**231-311**	**232-411**	**233-511**
Premier	Black	25.4 cm (10″)	**230-121**	**231-321**	**232-421**	**233-521**
Premier Plus	Orange	25.4 cm (10″)	**230-131**	**231-331**	**232-431**	**233-531**
Premier Plus	Orange	30.5 cm (12″)	**234-131**	**235-331**	**236-431**	**237-531**

Package of 30

How to Bend or Modify Highest Tensile TP Original Wire

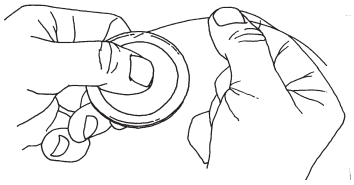

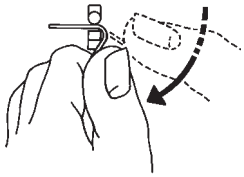

Loops and circles should be formed around the square beak.

Notice: Due to extreme hardness of the highest tensile grades of TP Original Wire, special attention must be given to bend it successfully.

1. DO NOT attempt to straighten wire by stripping between pliers beaks.

2. Hold pliers VERY lightly when bending wire. DO NOT SQUEEZE or pull on wire. Pliers must have smooth beaks—carbide tips are suitable, but only if polished.

3. Bend wire VERY slowly pressing with thumb or forefinger. Do not rotate pliers while bending. Loops and circles should be formed around the square beak and beaks should be separated slightly.

4. Never pinch the wire with the pliers—before or during bending.

5. Do not scratch wire to locate bends.

   TP Original Wire becomes so hard from bending (work hardening) there is no need for heat-treating and there is no margin to permit “back-bending” to correct mistakes.

Shiny Bright Wire

35.6 cm (14″) Lengths

Wire Size	Order No.
0.30mm (.012″)	**380-238**
0.36mm (.014″)	**380-239**
0.41mm (.016″)	**380-240**
0.46mm (.018″)	**380-241**
0.51mm (.020″)	**380-242**
0.41 x 0.41mm (.016″ x .016″)	**380-245**
0.41 x 0.56mm (.016″ x .022″)	**380-246**
0.43 x 0.64mm (.017″ x .025″)	**380-247**
0.46 x 0.56mm (.018″ x .022″)	**380-248**
0.46 x 0.64mm (.018″ x .025″)	**380-249**
0.48 x 0.48mm (.019″ x .019″)	**380-250**
0.48 x 0.64mm (.019″ x .025″)	**380-251**
0.51 x 0.56mm (.020″ x .022″)	**380-252**
0.53 x 0.64mm (.021″ x .025″)	**380-253**
0.56 x 0.71mm (.022″ x .028″)	**380-254**

Package of 10

This shiny, bright chrome alloy wire is carefully drawn to exacting tolerances. Wires are heat-treated and stress-relieved to provide excellent spring properties without brittleness.

Preformed archwires feature clearly marked midlines for quick reference. Upper arches feature triple etch marks; lowers have single etch marks.

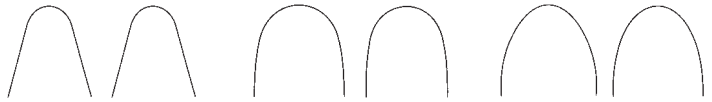

Wire Size	Standard Arch Form		Straight Arch Form		Straight Arch II Form	
	Upper	Lower	Upper	Lower	Upper	Lower
0.30mm (.012″)	**381-047**	**381-046**	**381-049**	**381-048**	**383-561**	**383-560**
0.36mm (.014″)	**381-051**	**381-052**	**381-061**	**381-062**	**383-563**	**383-562**
0.41mm (.016″)	**381-053**	**381-054**	**381-063**	**381-064**	**383-565**	**383-564**
0.46mm (.018″)	**381-055**	**381-056**	**381-065**	**381-066**	**383-567**	**383-566**
0.51mm (.020″)	**381-057**	**381-058**	**381-067**	**381-068**	**383-569**	**383-568**
0.41 x 0.41mm (.016″ x .016″)	**381-071**	**381-070**	**381-081**	**381-080**	**383-571**	**383-570**
0.41 x 0.56mm (.016″ x .022″)	**381-073**	**381-072**	**381-083**	**381-082**	**383-573**	**383-572**
0.43 x 0.64mm (.017″ x .025″)	**381-075**	**381-074**	**381-085**	**381-084**	**383-575**	**383-574**
0.46 x 0.56mm (.018″ x .022″)	**381-245**	**381-246**	**381-091**	**381-090**	**383-583**	**383-582**
0.46 x 0.64mm (.018″ x .025″)	**381-077**	**381-076**	**381-087**	**381-086**	**383-585**	**383-584**
0.48 x 0.64mm (.019″ x .025″)	**381-079**	**381-078**	**381-089**	**381-088**	**383-577**	**383-576**
0.55 x 0.64mm (.0215″ x .025″)	**381-253**	**381-254**	**381-193**	**381-194**	**383-579**	**383-578**
0.55 x 0.71mm (.0215″ x .028″)	**381-197**	**381-198**	**381-191**	**381-192**	**383-581**	**383-580**

Package of 10

Wire Size	Bio-Arch® I	Bio-Arch II	Bio-Arch III	Bio-Arch IV	Bio-Arch V
0.30mm (.012″)	**387-001**	**387-012**	**387-023**	**387-034**	**387-045**
0.36mm (.014″)	**387-002**	**387-013**	**387-024**	**387-035**	**387-046**
0.41mm (.016″)	**387-003**	**387-014**	**387-025**	**387-036**	**387-047**
0.46mm (.018″)	**387-004**	**387-015**	**387-026**	**387-037**	**387-048**
0.51mm (.020″)	**387-005**	**387-016**	**387-027**	**387-038**	**387-049**
0.41 x 0.41mm (.016″ x .016″)	**387-006**	**387-017**	**387-028**	**387-039**	
0.41 x 0.56mm (.016″ x .022″)	**387-007**	**387-018**	**387-029**	**387-040**	**387-051**
0.43 x 0.64mm (.017″ x .025″)	**387-008**	**387-019**	**387-030**	**387-041**	**387-052**
0.46 x 0.56mm (.018″ x .022″)	**387-056**	**387-058**	**387-060**	**387-062**	**387-064**
0.46 x 0.64mm (.018″ x .025″)	**387-057**	**387-059**	**387-061**	**387-063**	**387-065**
0.48 x 0.64mm (.019″ x .025″)	**387-009**	**387-020**	**387-031**	**387-042**	**387-053**
0.55 x 0.64mm (.0215″ x .025″)	**387-010**	**387-021**	**387-032**	**387-043**	**387-054**
0.55 x 0.71mm (.0215″ x .027″)	**387-011**	**387-022**	**387-033**	**387-044**	**387-055**

Package of 10

Rounded Rectangular Wire

Wires are formed from highest quality stainless steel.

Rounded corners promote easier and faster bracket engagement and greatly reduce the chance of stress or fracture during engagement in ceramic brackets. Smooth, bright finish solders easily, resists corrosion and actively responds to electropolishing and reducing.

Recommended for use throughout treatment after leveling, in latter phases of treatment when torque control is required, and for detailed finishing. Maintains high-spring qualities. Yield point and tensile strength allow free manipulation with little danger of fracture.

Preformed archwires are precision-shaped to conform to average upper and lower arch forms with centerlines clearly marked. Upper arches feature triple etch marks; lowers have single etch marks.

17.8 cm (7″) Lengths

Wire Size	Order No.
0.46 x 0.64mm (.018″ x .025″)	**380-182**
0.48 x 0.66mm (.019″ x .026″)	**380-196**
0.55 x 0.69mm (.0215″ x .027″)	**380-157**

Package of 100

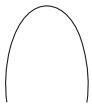

Wire Size	Standard Arch Form Upper	Standard Arch Form Lower	Straight Arch Form Upper	Straight Arch Form Lower	Bio-Arch® III Form
0.41 x 0.56mm (.016″ x .022″)	**381-354**	**381-353**	**381-356**	**381-355**	**381-352**
0.43 x 0.64mm (.017″ x .025″)	**381-362**	**381-361**	**381-364**	**381-363**	**381-351**
0.46 x 0.64mm (.018″ x .025″)	**381-383**	**381-382**	**381-385**	**381-384**	**381-450**
0.48 x 0.66mm (.019″ x .026″)	**381-397**	**381-396**	**381-399**	**381-398**	**381-451**
0.55 x 0.69mm (.0215″ x .027″)	**381-358**	**381-357**	**381-360**	**381-359**	**381-452**

Package of 10

Gold Tone Wire

Gold tone stainless steel rectangular wire offers excellent working characteristics. Can be easily soldered. High tensile, stress-relieved wire resists distortion and accepts intricate bends without fracture. Heat-treating is not required. Can be used after initial leveling for maximum torque control or in the latter phases of treatment for finishing.

Preformed wires are shaped to conform to average upper and lower arch forms. Upper arches feature triple etch marks; lowers have single etch marks.

Wire Size	Straight Arch Form Upper	Straight Arch Form Lower
0.41 x 0.41mm (.016″ x .016″)	**381-101**	**381-100**
0.41 x 0.56mm (.016″ x .022″)	**381-103**	**381-102**
0.43 x 0.64mm (.017″ x .025″)	**381-105**	**381-104**
0.46 x 0.64mm (.018″ x .025″)	**381-107**	**381-106**
0.48 x 0.64mm (.019″ x .025″)	**381-109**	**381-108**

Package of 10

Twisted 3-Strand Wire

Rectangular, twisted wire with bright finish has a large working range and provides moderate forces. Excellent for leveling and aligning during initial phase of treatment. Wire may be cut without unraveling. Loops may be formed without fracture. Preformed archwires feature clearly marked midlines for quick reference. Upper arches feature triple etch marks; lowers have single etch marks.

Wire Size	Straight Arch Form Upper	Straight Arch Form Lower
0.41 x 0.41mm (.016″ x .016″)	**381-133**	**381-132**
0.41 x 0.56mm (.016″ x .022″)	**381-135**	**381-134**
0.46 x 0.64mm (.018″ x .025″)	**381-137**	**381-136**

Package of 10

Co-Ax® Wire

Aligns crowded and rotated anteriors. Central core wire provides stability with five wrapped outer wires for resilience and flexibility. Provides light, continuous forces over a long period of time. Tightly wound, smooth, brightly finished exterior allows brackets to slide freely. Preformed archwires feature clearly marked midlines for quick reference. Upper arches feature triple etch marks; lowers have single etch marks.

Co-Ax Coils

0.41mm (.016″)	0.46mm (.018″)	0.51mm (.020″)	0.56mm (.022″)
231-356	**231-358**	**231-360**	**231-362**

9 m (30 ft.) coil

Co-Ax 35.6 cm (14″) Lengths

0.41mm (.016″)	0.46mm (.018″)
231-355	**231-375**

Package of 10

Wire Size	Standard Arch Form Upper	Standard Arch Form Lower	Straight Arch Form Upper	Straight Arch Form Lower
0.41mm (.016″)	**381-127**	**381-126**	**381-121**	**381-120**
0.46mm (.018″)	**381-129**	**381-128**	**381-123**	**381-122**

Package of 10

Arch Length Ruler

100-206 Arch Length Ruler
Package of 2

Pre-Cut Co-Ax® Wire

Available in 28 convenient pre-cut lengths with ball-ends for patient comfort. Short Co-Ax (sizes 10 to 36mm) may be engaged in three, four or five teeth. Long Co-Ax (sizes 38 to 64mm) is designed for labial engagement in six anterior brackets.

Short Pre-Cut Co-Ax Wire

mm	0.41mm (.016")
10	**231-210**
12	**231-212**
14	**231-214**
16	**231-216**
18	**231-218**
20	**231-220**
22	**231-222**
24	**231-224**
26	**231-226**
28	**231-228**
30	**231-230**
32	**231-232**
34	**231-234**
36	**231-236**

Package of 2

Long Pre-Cut Co-Ax Wire

mm	0.41mm (.016")	0.46mm (.018")
38	**231-038**	**231-138**
40	**231-040**	**231-140**
42	**231-042**	**231-142**
44	**231-044**	**231-144**
46	**231-046**	**231-146**
48	**231-048**	**231-148**
50	**231-050**	**231-150**
52	**231-052**	**231-152**
54	**231-054**	**231-154**
56	**231-056**	**231-156**
58	**231-058**	**231-158**
60	**231-060**	**231-160**
62	**231-062**	**231-162**
64	**231-064**	**231-164**

Package of 2

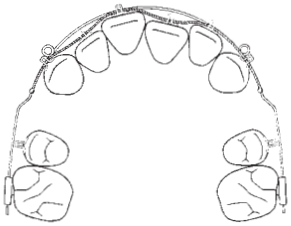

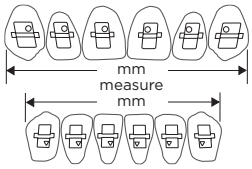

Size selection is determined by total mesiodistal width of teeth to be engaged.

Woven 8-Strand Wire

Eight fine tightly woven strands are formed into a rectangular outer dimension with bright finish, high resiliency and torque control. Can be soldered or bent into loops. Conforms to average upper and lower arch forms. Preformed archwires feature clearly marked midlines for quick reference. Upper arches feature triple etch marks; lowers have single etch marks.

Wire Size	Standard Arch Form Upper	Standard Arch Form Lower	Straight Arch Form Upper	Straight Arch Form Lower
0.41 x 0.41mm (.016" x .016")	**381-203**	**381-204**	**381-207**	**381-208**
0.41 x 0.56mm (.016" x .022")	**381-151**	**381-150**	**381-145**	**381-144**
0.46 x 0.64mm (.018" x .025")	**381-153**	**381-152**	**381-147**	**381-146**
0.48 x 0.64mm (.019" x .025")	**381-201**	**381-202**	**381-205**	**381-206**
0.53 x 0.64mm (.021" x .025")	**381-155**	**381-154**	**381-149**	**381-148**

Package of 10

Woven wire is an excellent transitional wire from round to rectangular. The wire fills the edgewise slot for torque control, while the resiliency permits early application for leveling. Woven wire may be the only wire needed for simple cases.

Tip-Edge® Looped Archwires

Formed from 0.41mm (.016″) TP Original Premier wire. Used in crowded non-extraction cases. Archwires have five loops. Small midline loop provides flexibility, avoids interference with the frenum and permits additional archwire adjustment. Intermaxillary circles are vertically inclined for comfort.



mm	0.41mm (.016″)	mm	0.41mm (.016″)
10	**337-510**	17	**337-517**
11	**337-511**	18	**337-518**
12	**337-512**	19	**337-519**
13	**337-513**	21	**337-521**
14	**337-514**	23	**337-523**
15	**337-515**	25	**337-525**
16	**337-516**	Kit*	**337-500**

*Kits include 48 wires of assorted sizes in convenient dispenser.
Individual Sizes: Package of 2

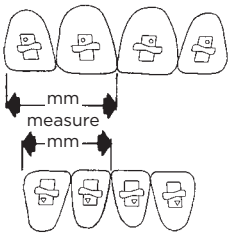

Size is determined by millimeter measurement of total width of one lateral and one central incisor.

Tip-Edge® Wires

Formed from highly resilient TP wire. Used in the Differential Straight-Arch® technique. Intermaxillary circles are vertically inclined for comfort. Bow-Flex® wire used for .016″ archwires. TP Original Premier Plus used for all other arches.

mm	0.41mm (.016″)	0.46mm (.018″)	0.51mm (.020″)	0.56mm (.022″)
28	**336-728**	**336-828**	**336-928**	**336-228**
30	**336-730**	**336-830**	**336-930**	**336-230**
32	**336-732**	**336-832**	**336-932**	**336-232**
34	**336-734**	**336-834**	**336-934**	**336-234**
36	**336-736**	**336-836**	**336-936**	**336-236**
38	**336-738**	**336-838**	**336-938**	**336-238**
40	**336-740**	**336-840**	**336-940**	**336-240**
42	**336-742**	**336-842**	**336-942**	**336-242**
44	**336-744**	**336-844**	**336-944**	**336-244**
46	**336-746**	**336-846**	**336-946**	**336-246**
48	**336-748**	**336-848**	**336-948**	**336-248**
50	**336-750**	**336-850**	**336-950**	**336-250**
Kit*	**336-700**	**336-800**	**336-900**	**336-200**

*Kits include 48 wires of assorted sizes in convenient dispenser.
Individual Sizes: Package of 2

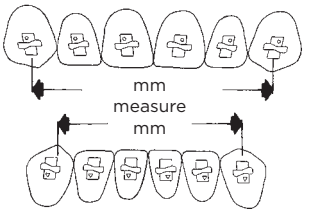

Size is determined by millimeter measurement between mesial surfaces of wings on cuspid brackets. Choose one size smaller than measurement to prevent spacing or rotation of cuspids.

Pretorqued Archwires

Shiny bright 0.55 x 0.71mm (.0215″ x .028″) stainless steel, preformed archwires with built-in root torque. Entire arch length is torqued, although wires can be adjusted to decrease or omit torque in the posterior segments while leaving torque in the anterior.

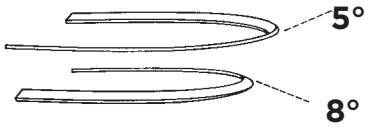

Maxillary 5° archwires are identified with a single etched centerline on gingival surface of no torqued side. Mandibular 8° wires feature double etched centerlines on occlusal surface of torqued side. Standard Arch shapes. Can be inverted to automatically achieve either labial or lingual root torque.

381-195 Maxillary 5°
381-196 Mandibular 8°
Package of 10

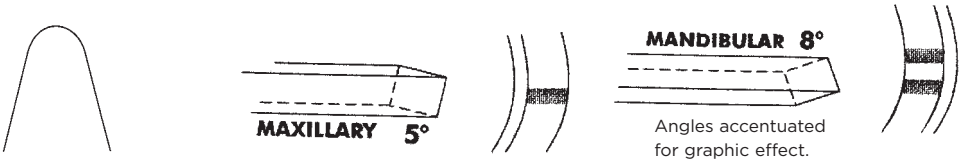

Preformed Archwire Dispensers

Made from solid wood base with walnut finish, these attractive dispensers store preformed archwires in upright position for convenient chairside use. Three designs are available to accommodate the varying arch widths and arch lengths of light wire, standard or straight arch forms.

350-001 Light Wire Arch Form
350-009 Straight Arch Form
336-600 Standard Arch Form
Wires not included

Preformed Ligature Ties

Available in highly polished stainless steel or tooth-colored coated wire for use with ceramic brackets. Length is ample for all tying pliers. Preformed into precise standard shapes.

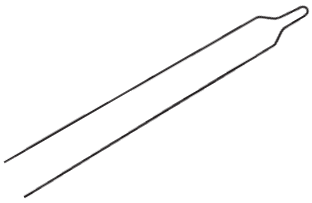

382-001 Stainless Steel 0.25mm (.010″)
Package of 1,000

382-002 Tooth-Colored 0.30mm (.012″)
Package of 100

Coated ties are especially suitable for ceramic brackets – will not chip or crack the bracket nor bind the archwire. Stainless and coated ties are cut to ample length for all tying pliers and are preformed into precise standard shapes.

Angular Twisted Ligature Ties

Preformed into precise, convenient shapes with looped ends angulated for easy placement. Stainless steel ties are highly polished and soft tempered.

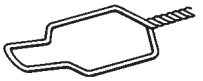

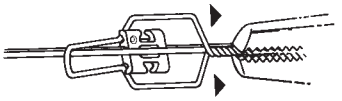

281-093 Tooth-Colored 0.30mm (.012″)
Package of 100

281-094 Stainless Steel 0.25mm (.010″)
Package of 10

281-094C Stainless Steel 0.25mm (.010″)
Package of 100

281-094D Stainless Steel 0.25mm (.010″)
Package of 500

Kobayashi Ligature Ties

Precise, convenient shapes with looped ends angulated for easy placement. Available in highly polished stainless steel or tooth-colored for use with ceramic brackets.

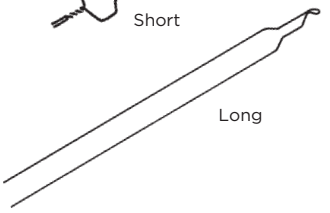

	0.30mm (.012″)	0.36mm (.014″)
Stainless Steel, Long	**281-070C**	**281-073C**
Stainless Steel, Short	**281-071C**	**281-074C**
Tooth-Colored, Short	**281-072C**	

Package of 100

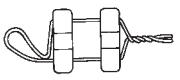

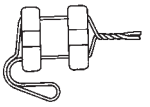

Ligature Wire on Spools

Highly polished finish will never tarnish or corrode. Extreme strength reduces breakage to a minimum.

Wire Size	Order No.
0.20mm (.008″)	**382-008**
0.23mm (.009″)	**382-009**
0.25mm (.010″)	**382-010**
0.28mm (.011″)	**382-011**
0.30mm (.012″)	**382-012**

0.11 kg (.25 lb.), 0.22 kg (.5 lb.) or 0.45 kg (1 lb.) spool
(Specify with order)

Notes:

Notes:

5 INTRAORAL / EXTRAORAL

TP Orthodontics, Inc.
tportho.com
cosmeticbraces.com

INTRAORAL / EXTRAORAL

Coated Crimpable Hook
- Standard
- Aesthetic

Ribbed Crimpable Hook
- Standard
- Aesthetic

Crimpable Stop
- Standard
- Aesthetic

Solderable Stop

Bondable Traction Hooks

Curved Anterior Arch Ruler

Outrigger® Appliance

Palatal Arch Bars
- Preformed with Distal Loop
- Reverse with Mesial Loop

Power Hook

Bi-Level Pin

Power Pin

Torquing Auxiliaries
- Torque Bar
- Individual Root Torque
- Two-Spur Torque
- Four-Spur Torque
- Disposable Intraoral Ruler

Springs
- Rotating
- Standard Uprighting
- Side-Winder Uprighting
  - Original
  - Invisible
- Plain Uprighting

Miscellaneous
- Auxiliaries Combo Box
- Finger Ring Mount for Oriented Auxiliaries

Separators
- Super Slick® Stick
- Sep-A-Rings®
  - Super Slick
  - Original
- Self-Locking Springs
- "C" Separation Maintainers

Reflex® Coil Springs
- Double
- Open
- Aesthetic
- Closed

Lip Bumpers
- Nylon Coated and Non-Coated
- With Pads
- Plus

Facebow

Reverse Pull Headgear

High Pull Headcap

Neck Strap and Pad

Safety Release Modules

Aesthetic Crimpable Hooks, Crimpable Stops and Reflex® Coil Springs are part of a complete aesthetic solution.

Coated Crimpable Hook

Patented

Coated crimpable hooks are the first slide-proof crimpable hooks for rectangular wire to accept force loads equal to welded hooks. Inner surface features a tungsten carbide abrasive coating that produces a gripping force when hook is cinched tightly onto wire. For best results, use with wire sizes 0.41 x 0.41mm (.016″ x .016″) through 0.56 x 0.71mm (.022″ x .028″).

Crimpable hook pliers (100-172) or power crimping pliers (100-192) are recommended for application.

226-010 Crimpable Hook
Package of 10

226-020 Oriented Crimpable Hook
Package of 20

Aesthetic crimpable hooks are coated for compatibility with aesthetic bracket systems.

226-010W Crimpable Hook (aesthetic coating)
Package of 10

226-020W Oriented Crimpable Hook (aesthetic coating)
Package of 20

Ribbed Crimpable Hook

Patented

Ribbed crimpable hooks attach securely to rectangular and round archwires. Unique inner rib design produces acceptable force loads when hook is tightly cinched onto wire. For best results, use with rectangular wire sizes 0.41 x 0.41mm (.016″ x .016″) to 0.56 x 0.71mm (.022″ x .028″). Hooks also grip round wire sizes 0.41mm (.016″) to 0.56mm (.022″).

Crimpable hook pliers (100-172) or power crimping pliers (100-192) are recommended for application.

226-014 Ribbed Crimpable Hook
Package of 10

226-015 Oriented Ribbed Crimpable Hook
Package of 20

Aesthetic ribbed crimpable hooks are coated for compatibility with aesthetic bracket systems.

226-014W Ribbed Crimpable Hook (aesthetic coating)
Package of 10

226-015W Oriented Ribbed Crimpable Hook (aesthetic coating)
Package of 20

Oriented

Crimpable Stop

When applied to the archwire mesial to the buccal tubes, Crimpable Stops conserve arch length by preventing the archwire from sliding distally into tubes. Designed to be placed on round or rectangular archwires, sizes 0.46mm round (.018") through 0.56 x 0.71mm (.022" x .028"). Can be used in conjunction with open coil springs to gain or maintain space.

Patented

Crimpable hook pliers (100-172) or power crimping pliers (100-192) are recommended.

226-009 Crimpable Stop
Package of 10

Aesthetic crimpable stops are coated for compatibility with aesthetic bracket systems.

226-009W Crimpable Stop (aesthetic coating)
Package of 10

Solderable Stop

Facebows and Lip Bumpers

Heavy-duty stops for 1.14mm (.045") wire such as facebows and lip bumpers. Must be crimped and soldered onto wire.

226-008 Solderable Stops
Package of 10

Bondable Traction Hooks

Bondable traction hooks encourage and direct the eruption of malpositioned or impacted teeth when a portion of the crown is surgically exposed. Eyelets are securely soldered to 3.56mm (.140″) diameter laminated mesh bonding bases. Base can be trimmed or recontoured, if necessary.

Round Traction Hook with stiff ligating chain may be used when tooth is deeply imbedded in gingival tissue. The 34mm (1.338″) chain is formed from 0.31mm (.012″) ligature wire and can be easily cut to required length as tooth continues to erupt.

Square Traction Hook has a lower profile than round hooks. Eyelet provides 30% more room to facilitate threading of steel or elastomeric ligatures.

Rumely Traction Hook is made from 14K gold-filled chain. The diameter of the bonding base is 3.56mm (.140″). The chain is 31.75mm (1.25″) long and flexible. Chain links are large enough for easy engagement of elastic thread. Bases can be trimmed or recontoured.

Traction Hook with Polymer Mesh Base allows light to fully penetrate for a secure, strong bond. Metal pad is encased within polymer base for exceptional retention and durability.

224-011 Round Traction Hook
224-012 Round Traction Hook with Stiff Chain
224-013 Square Traction Hook
224-014 Rumely Traction Hook with Flexible Chain
224-015 Traction Hook with Polymer Base
Package of 10

Round Traction Hook

Square Traction Hook

Round Traction Hook with Stiff Chain

Rumely Traction Hook with Flexible Chain

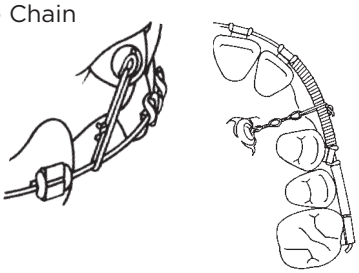

Polymer Mesh Base

Curved Anterior Arch Ruler

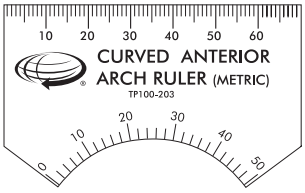

Measures the distances between anterior brackets or teeth. Curved edge facilitates measuring along the curve of anterior teeth. Used to help select Outrigger® appliances, preformed archwires with circle hooks, torquing auxiliaries with spurs and archwires with vertical loops.

100-203 Curved Anterior Arch Ruler
Package of 10

Outrigger® Appliance

The patented Outrigger appliance is a simple means of ensuring Class I, II or III elastic wearing. It is easy to use with all treatment mechanics.

Patented

- Reduces adverse vertical forces delivered by Class II elastics
- Easy to use — engages on the main archwire
- Compatible with most treatment mechanics
- Economical
- Helps patients to properly engage elastics
- Predictable treatment schedule
- Available in nine sizes



Outrigger Appliance

To determine size, measure from the distal of the right lateral bracket to the distal of the left lateral bracket.

mm	Order No.
28	**226-128**
30	**226-130**
32	**226-132**
34	**226-134**
36	**226-136**
38	**226-138**
40	**226-140**
42	**226-142**
44	**226-144**
Standard Kit*	**226-200**
Trial Kit†	**226-190**

*Standard Kit contains 36 appliances: 6 each of sizes 34, 36 and 38; 3 of all other sizes; plus 3 arch rulers.
†Trial Kit contains 9 appliances
Individual Sizes: Package of 3

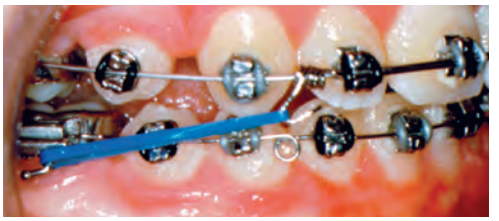

Outrigger in place with elastics engaged

Palatal Arch Bars

Palatal arch bars provide excellent control of upper first molars that require stabilization, rotation, torquing or expansion. Molars can be rotated to the buccal by compressing the palatal loop during insertion. Molar stability can be maintained by inserting passively. Removable bars are designed to fit 0.91mm (.036") lingual sheaths. Ligating palatal arch bars to the lingual sheath is recommended.

Preformed Arch Bar

Preformed Palatal Arch Bars

Unique shape easily adapts to palate with little or no modification. Subtle molar offsets avoid gingival impingement. Loop is distally oriented.

Reverse Palatal Arch Bars

Adjustment loop is reversed (mesially oriented) to avoid gag reflex.

mm	Preformed Arch Bar	Reverse Arch Bar
37	**352-237**	**352-037**
40	**352-240**	**352-040**
43	**352-243**	**352-043**
46	**352-246**	**352-046**
49	**352-249**	**352-049**
52	**352-252**	**352-052**
Kit*	**352-200**	**352-100**

*Kit contains 30 arch bars of assorted sizes and an intraoral ruler.
Individual Sizes: Package of 5

Reverse Arch Bar

Power Hook

Power hooks are used for retraction or space closure on cuspids or bicuspids. Eliminates the need for special retraction brackets when inserted into the vertical slot of TPO edgewise brackets. Once engaged, hooks are of proper height to place force at the center of the long axis of the teeth. Cuspids and bicuspids can translate with less tendency for tipping.

The 0.46 x 0.46mm (.018″ x .018″) leg of the power hook is inserted from the gingival into the vertical bracket slot and bent mesially or distally around occlusal of bracket. Legs are annealed to facilitate bending. Can be placed or removed any time during treatment. May be placed with archwires attached.

201-130 Short (bicuspids)
201-131 Long (cuspids)
Oriented: Box of 20

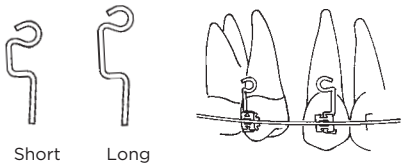

Bi-Level Pin

Designed for use with vertically slotted TPO brackets, this unique stainless steel pin provides a means for engaging two wires. Bi-Level Pin retains one wire 0.41mm (.016″) maximum under gingival tie wing; the other wire is ligated in archwire slot.

201-142 Bi-Level Pin
Oriented: Box of 50

Hold main archwire under gingival tie wing. Place pin tail lingual to wire and into vertical slot.

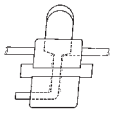

Bend pin tail laterally.

Insert second wire into archwire slot. Place ligature around pin head and incisal tie wing.

Power Pin

Ideal for engaging steel ligatures, elastics or any type of elastomerics. Unlike ordinary power hooks, power pins have a low profile gingival head portion with a 15° labial inclination. Low profile for patient comfort and improved aesthetics. May be used on either the left or right.

Power pins can be inserted or removed from the vertical bracket slot with archwire and ligatures in place. Specially designed stainless steel power pins with added length are available for ceramic brackets with vertical slots.

Stainless Steel Pins	For Metal Brackets	For MXi Ceramic Brackets
Oriented Box of 50	**201-140**	**201-143**
Non-Oriented Pack of 100	**201-140C**	**201-143C**
Non-Oriented Pack of 1,000	**201-140M**	**201-143M**

Tooth-Colored Pins	For PLUS Ceramic Brackets
On Metal Strips – 40	**201-141**

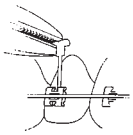

Insert power pin into vertical bracket slot from gingival with 15° angle head tipping toward labial.

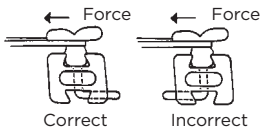

Bend tail away from elastic force.

Torque Bar

Patented

Offers effective anterior lingual root torque with maximum aesthetics. The excellent shape memory of nickel titanium ensures that full activation is maintained until incisors have reached desired inclinations.

Insert the auxiliary into the archwire slot followed by the heavy round archwire and ligate with steel ties as tightly as possible. Auxiliaries with 20° or 30° torque should be used for active torque delivery while 0° torque bars are indicated for braking or stabilizing lower incisors.

For easy identification, one end of the 20° torque bars are marked blue on the labial surface; 30° are marked red. For maxillary lingual root torque, place marking on patient's right. For mandibular lingual root torque, marking should be on patient's left.

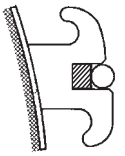

Ceramic

Gentle enough to use with ceramic edgewise brackets.

Torque	0.46 x 0.46mm (.018″ x .018″)	0.56 x 0.46mm (.022″ x .018″)
0°	**343-105**	**343-103**
20°	**343-106**	**343-102**
30°	**343-107**	**343-104**

Package of 5

Individual Root Torque

Patented

Use with any vertically slotted, narrow or wide edgewise bracket for torquing a single tooth in six to twelve weeks. May be used to achieve either palatal or labial root torque.

This auxiliary can be inserted into the bracket's vertical slot from the incisal to achieve palatal root torque, or from the gingival to create labial root torque.

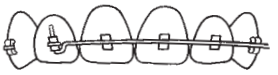

Palatal Root Torque

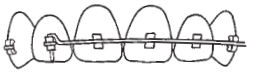

Labial Root Torque

Insert short torquing arm as far into vertical slot as possible and engage long arm lingual to the 0.51mm (.020″) or 0.56mm (.022″) diameter archwire in four or five brackets for maximum torque. To prevent over-torquing from this "invisible" auxiliary, place a red dot (enclosed with package) on patient's treatment record the day of insertion as a reminder.

243-216 0.41mm (.016″) Individual Root Torque
Package of 10

Two-Spur Torque

Designed for use with any narrow or wide edgewise bracket when maxillary centrals require palatal root torque. The auxiliary is placed in the bracket slot first, followed by the main archwire.

The last three digits of the catalog number indicate the auxiliary size in half and whole millimeters.

Extends distal to canine brackets for maximum activation.

mm	0.41mm (.016")	mm	0.41mm (.016")
10	**243-100**	12.5	**243-125**
10.5	**243-105**	13	**243-130**
11	**243-110**	13.5	**243-135**
11.5	**243-115**		
12	**243-120**	Kit*	**243-000**

*Kit includes 32 assorted sizes in convenient dispenser.
Individual Sizes: Package of 2

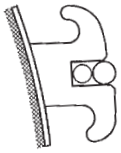

Auxiliary is placed first followed by .020" or .022" round main archwire.

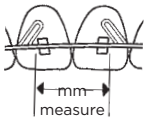

Four-Spur Torque

Designed for use with narrow edgewise brackets when four upper incisors require palatal root torque. The auxiliary is placed in bracket slots first, lingual to the main archwire. Last two digits of catalog number indicate auxiliary size.

Extends distal to canine brackets for maximum activation.

mm(.016")	0.41mm mm	(.016")	0.41mm
27	**242-027**	32	**242-032**
28	**242-028**	33	**242-033**
29	**242-029**	34	**242-034**
30	**242-030**		
31	**242-031**	Kit*	**242-000**

*Kit includes 32 assorted sizes in convenient dispenser.
Individual Sizes: Package of 2

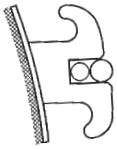

Auxiliary is placed first followed by .020" or .022" round main archwire.

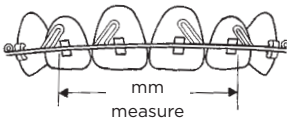

Disposable Intraoral Ruler

100-204 Intraoral Ruler
Package of 10

Rotating Spring

Designed for use with vertically slotted brackets. Achieves desired rotation in six weeks. Because of small inter-bracket distance, springs with short horizontal arms are recommended for lower anteriors. Use springs with medium arms on all other teeth.

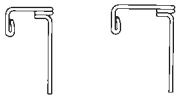

Short Medium

Length	Direction*	Non-Oriented	Oriented
Short	CCW	**240-105**	**240-107**
	CW	**240-106**	**240-108**
Medium	CCW	**240-109**	**240-111**
	CW	**240-110**	**240-112**

*Indicates desired direction of rotation when observing tooth from occlusal.
Non-Oriented: Package of 10 • Oriented: Box of 20

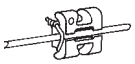

1. Ligate archwire to bracket. If rotation is severe, use steel tie around archwire on one side only.

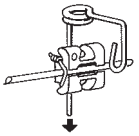

2. Insert tail of rotating spring through vertical slot from the gingival.

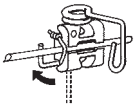

3. While holding lever arm 90° to buccal surface, bend tail against tooth surface in direction of desired rotation.



4. Push arm to engage archwire in same direction as tail or "leg". Coil will be activated to deliver desired rotational force to tooth.

Standard Uprighting Spring

Standard uprighting springs quickly upright individual teeth mesiodistally when used with vertically slotted brackets. Springs are made from 0.36mm (.014") wire in clockwise and counterclockwise versions. For proper spring selection, view tooth from labial to determine whether crown requires clockwise or counterclockwise movement.

Short Long

Length	Direction*	Non-Oriented	Oriented
Short	CCW	**214-179**	**214-189**
	CW	**214-180**	**214-190**
Long	CCW	**214-181**	**214-191**
	CW	**214-182**	**214-192**

*Indicates direction crown needs to upright when observing tooth from labial.
Non-Oriented: Package of 10 • Oriented: Box of 50

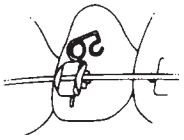

1. Insert leg behind ligature into vertical slot.

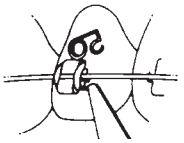

2. On long leg springs, bend leg laterally for retention and leverage.

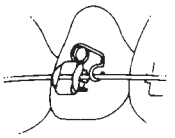

3. Hook arm around wire. Hook opening should be toward lingual.

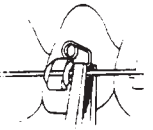

4. Compress hook around archwire for retention.

Original Side-Winder Uprighting Spring

Coil rests on labial surface of single-wing brackets for improved aesthetics and hygiene. May be inserted from gingival or incisal, providing a choice for engaging lever arm to avoid interference from adjacent spring. Insertion from incisal will prevent coil distortion from occlusal forces. Available with long or short vertical legs. Long legs may require bending or cutting.

Leg Length	Wire Size	Direction*	Non-Oriented	Oriented
Short	0.36mm (.014")	CCW	**214-007**	**214-005**
		CW	**214-008**	**214-006**
Long	0.36mm (.014")	CCW	**214-003**	**214-001**
		CW	**214-004**	**214-002**

*Indicates direction crown needs to upright when observing tooth from labial.

Non-Oriented: Package of 10 • Oriented: Long leg, box of 50 • Short leg: Box of 40

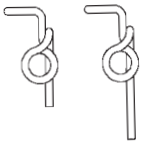

Short Long

Original
Counterclockwise

Patented

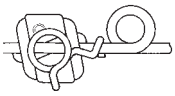

Upper Right Cuspid

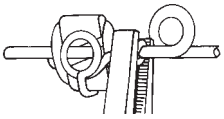

Compress hook around archwire for added retention.

Invisible Side-Winder Uprighting Spring

Straight arm with right-angle hook allows spring to lie nearly parallel with archwire when engaged for an "invisible" look. Invisible side-winder springs are designed for use with Straight-Edge® and Tip-Edge® brackets.

Note that Invisible Side-Winder springs are placed first and the elastomeric ties second, allowing the elastomeric tie to retain both the archwire and the spring. Placing the ties over the springs also allows the ties to be easily replaced without removing the springs at future appointments.

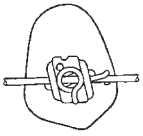

Counterclockwise

Counterclockwise

Patented

For Single Wing Bracket

Direction*	Non-Oriented	Oriented
CCW	**214-011**	**214-009**
CW	**214-012**	**214-010**

*Indicates direction crown needs to upright when observing tooth from labial.

Non-Oriented: Package of 10

Oriented: Box of 40

Plain Uprighting Spring

Used for mesiodistal uprighting. Long “tail” and “arm” permit customized bending. Can be modified to serve as either rotating or molar uprighting springs.

Wire Size No.	Coils	Direction*	Order
0.30mm (.012″)	2	CCW	**222-001**
		CW	**222-002**
0.36mm (.014″)	2	CCW	**222-101**
		CW	**222-102**
0.41mm (.016″)	2	CCW	**222-301**
		CW	**222-302**

*Indicates direction crown needs to upright when observing tooth from labial.
Package of 10

Auxiliary Combo Boxes

Auxiliary combo boxes contain an assortment of common auxiliaries, conveniently oriented in wax. Available in clockwise and counterclockwise series, with either original or invisible side-winder springs.

Power Pin

Crimpable Hook Patented

Rotating Spring

Original Side-Winder Patented

Invisible Side-Winder Patented

Oriented

240-121 Auxiliary Combo Box
CCW Original Side-Winder
2 Power Pins
2 Crimpable Hooks
10 Short CCW Original Side-Winder Uprighting Springs
2 Short CCW Edgewise Rotating Springs
2 Medium CCW Edgewise Rotating Springs

240-122 Auxiliary Combo Box
CW Original Side-Winder
2 Power Pins
2 Crimpable Hooks
10 Short CW Original Side-Winder Uprighting Springs
2 Short CW Edgewise Rotating Springs
2 Medium CW Edgewise Rotating Springs

240-123 Auxiliary Combo Box
CCW Invisible Side-Winder
2 Power Pins
2 Crimpable Hooks
10 CCW Invisible Side-Winder Uprighting Springs
2 Short CCW Edgewise Rotating Springs
2 Medium CCW Edgewise Rotating Springs

240-124 Auxiliary Combo Box
CW Invisible Side-Winder
2 Power Pins
2 Crimpable Hooks
10 CW Invisible Side-Winder Uprighting Springs
2 Short CW Edgewise Rotating Springs
2 Medium CW Edgewise Rotating Springs

Finger Ring Mounts for Oriented Auxiliaries

Finger rings can be attached to any TPO auxiliary combo box and are designed to be worn by the operator when working alone.

208-100 Ring Mounts
Package of 5

Super Slick® Stick Separators



Patented

Designed for individual patient use. Oval end assures easy grasping. Dark blue color simplifies identification when in the mouth. Separators are easily placed with TPO Sep-A-Rings placing plier (100-135).

353-002 Super Slick Stick Separators
Package of 25 sticks (250 separators)

Sep-A-Rings® Separators

Patented
Not Radio Opaque

Excellent for separating teeth prior to band placement. Precision molded from elastomeric material. Blue in color for identification when in place. Wedge-shaped inner circumference gently separates teeth in two or three days. Rings are easily placed with TPO Sep-A-Rings placing pliers (100-135) that spread and hold rings during placement.

Two sizes—small for anterior and large for posterior teeth.

Before After

Small Large
actual size

Super Slick®

Second generation separators with slippery surface that allows them to be seated more easily between teeth.

352-001C 100 Small Super Slick
352-001D 500 Small Super Slick
353-001C 100 Large Super Slick
353-001D 500 Large Super Slick

Original

352-000 10 Small Sep-A-Rings
352-000C 100 Small Sep-A-Rings
353-000 10 Large Sep-A-Rings
353-000C 100 Large Sep-A-Rings

Self-Locking Separating Springs

Springs produce continuous mild pressure and attain sufficient separation for band placement in three to four days. Can also be used for separating teeth to aid in eruption. Springs are easily placed and removed with ordinary small beak pliers (as illustrated).

Wire Size	Short	Medium	Long	Extra Long
0.46mm (.018")	**352-018**	**351-018**	**353-018**	**354-018**
0.51mm (.020")	**352-020**	**351-020**	**353-020**	**354-020**
0.56mm (.022")	**352-022**	**351-022**	**353-022**	**354-022**

Package of 10
Add C after part number to order package of 100.

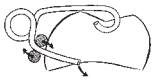

1. Hold gingival leg with small beak pliers.

2. Spring in place; legs separated.

3. After 3-4 days, separation is achieved.

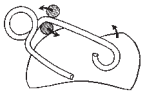

4. Spring is removed by grasping occlusal leg and separating legs.

Directions for placing and removing Self-Locking Separating Springs:

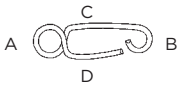

A. Activating Coil
B. Locking Coil
C. Occlusal Leg
D. Gingival Leg

Short Length—used between bicuspids and cuspids.

Medium Length—used between bicuspids, bicuspids and molars, or between molars if the contact area is small.

Long Length—used between molars where the contact area is wide.

Extra Long Length—used between molars with broad interproximal contacts.

"C" Separation Maintainers

Preformed brass separation maintainers are placed around contact areas of posterior teeth to maintain space. Often used during intervals between banding appointments to hold space. Fabricated from 0.81mm (.032") brass wire.

225-003 "C" Separation Maintainers
Package of 100

Reflex® Coil Springs

Deliver light, continuous force for efficient tooth movement with less patient trauma. Reactivation is not necessary. Springs will not deform when compressed or elongated, and return to their original shape as teeth move.

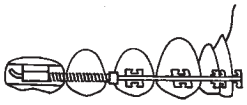

Double Coil Springs

Made from Reflex nickel titanium wire. Packaged in 18 cm (7″) lengths. Can be cut to any length to provide optimum continuous maintenance or expansion force. Once threaded onto archwire, the spring ends press against adjacent brackets, crimpable stop or tube to create or maintain space.

Double Coil

210-508 .30mm (.012″) wire with 1.4mm (.055″) coil
210-515 .25mm (.010″) wire with .89mm (.035″) coil
Package of 3

Open Coil Springs

Packaged in 18 cm (7″) lengths. Can be cut to any length and compressed to provide optimum continuous maintenance or expansion force.

Open Coil

210-500 Light force .25mm (.010″) wire with .76mm (.030″) I.D.
210-501 Medium force .30mm (.012″) wire with .76mm (.030″) I.D.
210-502 Heavy force .36mm (.014″) wire with .91mm (.036″) I.D.
Package of 3

Medium aesthetic Reflex open coil spring is also available with coating. The coating is the same as that used on the aesthetic wires. The entire coil spring is coated.

210-501W Aesthetic Reflex Coil Spring – Medium
Package of 3

Closed Coil Springs

Deliver light, continuous force for canine retraction or anterior segmented retraction. Springs made with 0.76mm (.030″) I.D. have eyelets on each end to simplify attachment. Inactivated spring length (excluding eyelets) is 3mm (.118″). Total activation length is 15mm (.591″) without any deformation or change in force.

If retraction span is longer than 15mm (.591″), ligate two springs together with a ligature wire. Never expand the spring (excluding eyelets) more than 15mm.

210-510 Light 150 g (5.3 oz.), 0.23mm (.009″) wire
210-511 Medium 200 g (7 oz.), 0.25mm (.010″) wire
210-512 Heavy 250 g (8.8 oz.), 0.28mm (.011″) wire
Package of 10

Anterior Retraction

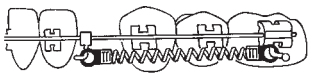

Attach spring eyelets to molar hook and crimpable hook on archwire distal to laterals.

Canine Retraction

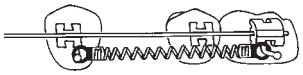

Attach spring eyelets to molar hook and cuspid hook.

Closed Coil

Lip Bumper

Proper application contributes to mandibular arch development, minimizing need for extraction treatment. Able to expand the arch and to distalize, rotate or upright molars.

Precision formed from 1.14mm (.045") spring-tempered stainless steel wire. May be ordered with or without hygienic nylon coating to reduce tissue irritation. Adjustable U-shaped molar loops act as molar stops and serve as transverse, vertical or sagittal adjustment areas.

Available with or without ligation hooks that permit tying the appliance to molar tubes. Cuspid loops are also available to provide larger lip contact areas for increased distal force.

Coated with Cuspid and Molar Loops

Ligation Hook

Nylon Coated with Molar Loops

Without Cuspid Loops

Size	With Lig. Hook
0	**380-400**
1	**380-401**
2	**380-402**
3	**380-403**
4	**380-404**

Individual sizes: Package of 3

With Cuspid Loops

Size	With Lig. Hook
0	**380-300**
1	**380-301**
2	**380-302**
3	**380-303**
4	**380-304**

Coated with Molar Loops

380-410 Universal—Coated without cuspid or molar loops
Package of 3

Non-Coated with Molar Loops

Without Cuspid Loops

Size	With Lig. Hook
0	**380-430**
1	**380-431**
2	**380-432**
3	**380-433**
4	**380-434**

Individual sizes: Package of 3

With Cuspid Loops

Size	With Lig. Hook
0	**380-330**
1	**380-331**
2	**380-332**
3	**380-333**
4	**380-334**

Non-Coated with Molar Loops

Lip Bumper with Pads

Features anatomically contoured anterior polypropylene pad with gentle radii. Special design reduces tissue irritation and frenum impingement. Pad is slightly flexible to facilitate minor anterior wire adjustments.

Precision formed from 1.14mm (.045") spring tempered stainless steel. Adjustable U-shaped molar loops serve as stops and simplify transverse, vertical or sagittal adjustments. Ligation hooks facilitate tying to molar tubes.

Universal without Molar Loops

Sizes 0-8 with Molar Loops

Ligation Hook

Lip Bumper

Size	With Lig. Hook	Without Lig. Hook
Universal	—	**380-480**
0	**380-460**	**380-470**
1	**380-461**	**380-471**
2	**380-462**	**380-472**
3	**380-463**	**380-473**
4	**380-464**	**380-474**
5	**380-465**	
6	**380-466**	
7	**380-467**	
8	**380-468**	
Kit*	**380-469**	

*Kit includes 3 each of sizes 0 through 8.
Individual sizes: Package of 3

Lip Bumper Plus

Features a smaller thermoplastic pad that is both bendable and bondable and can easily be adapted to any arch form. Brackets, hooks or buttons with bondable bases can be bonded to the lip bumper pads to attach Class III elastics for enhanced molar distalization. Distal legs of bumpers are offset occlusally so arch development and distalization forces are directed more efficiently. Available with or without ligation hooks.

Lip Bumper Plus

Lip Bumper Plus with Button Bonded on Pad

Lip Bumper Plus

Size	With Lig. Hook	Without Lig. Hook
0	**380-490**	**380-500**
1	**380-491**	**380-501**
2	**380-492**	**380-502**
3	**380-493**	**380-503**
4	**380-494**	**380-504**

Individual sizes: Package of 3

Facebow

For superior strength and safety, a plastic pad is injection molded around the area where the outer and inner bows are welded together to eliminate weld failure. Design resists pull-tests up to 112.5 kg (250 lbs.). Similar tests of competitor products fail at 16 kg (35.5 lbs.). Outer bow features integral ball ends for patient safety.

Unique bi-dimensional inner bow also adds strength. Made from one wire, the anterior portion measures 1.83mm (.072") for anterior rigidity, while the posterior segments are reduced to 1.14mm (.045") to facilitate molar loop adjustments.

Standard and mini length outer bows are offered with or without inner bow hooks for elastic engagement.

Safety Note:
Every patient and parent should be instructed in proper and safe usage of a facebow.

Inner Bow Hook

With Molar Loops

			Color Code	Without Cuspid Hooks	With Cuspid Hooks
White Pads	Standard	83mm (3.267")	White	**105-234**	
		90mm (3.593")	White	**105-235**	
		97mm (3.819")	White	**105-236**	
		104mm (4.094")	White	**105-237**	
		111mm (4.380")	White	**105-238**	
	Mini	83mm (3.267")	White	**105-214**	
		90mm (3.593")	White	**105-215**	
		97mm (3.819")	White	**105-216**	
		104mm (4.094")	White	**105-217**	
		111mm (4.380")	White	**105-218**	
Color Pads	Standard	83mm (3.267")	Yellow	**105-202**	**105-209**
		90mm (3.593")	Blue	**105-203**	**105-210**
		97mm (3.819")	Grey	**105-204**	**105-211**
		104mm (4.094")	Green	**105-205**	**105-212**
		111mm (4.380")	Red	**105-206**	**105-213**
	Mini	83mm (3.267")	Yellow	**105-224**	**105-229**
		90mm (3.593")	Blue	**105-225**	**105-230**
		97mm (3.819")	Grey	**105-226**	**105-231**
		104mm (4.094")	Green	**105-227**	**105-232**
		111mm (4.380")	Red	**105-228**	**105-233**

Package of 1

Without Molar Loops

	Color Code	Without Cuspid Hooks
Standard	White	**105-200**
	Yellow	**105-244**
	Blue	**105-245**
	Grey	**105-246**
	Green	**105-247**
	Red	**105-248**
Mini	White	**105-201**
	Yellow	**105-249**
	Blue	**105-250**
	Grey	**105-251**
	Green	**105-252**
	Red	**105-253**

Package of 1

Stainless Steel Reverse Pull Headgear

For correction of Class III, cleft palate and maxillary insufficiencies. Made from stainless steel wire and non-toxic acrylic. Forehead and chin pads are lined with natural leather for patient comfort. Adjustments can be accomplished by using set screws and wrench (included) that allow bar to slide into attachments. Attachments on traction bar are also adaptable and locked by set screws in metal housing to permit postero-anterior movement.

105-030 Reverse Pull Headgear, Package of 1
105-035 Replacement Chin Pads
105-036 Replacement Head Pads, Package of 3

High Pull Headcap* Safety Release

Made from multi-colored, soft cotton or soft brushed denim. "C" clips are designed to disengage at 2 to 3 kg (5 to 6 lbs.) of pressure should the facebow be accidentally pulled from the patient's mouth. Modules are calibrated for medium force with each strap hole representing approximately 227 g (8 oz.), e.g. 3 holes tension—680 g (24 oz.).

105-005 Denim Headcap with "C" Clip Modules, Package of 1
105-006 Denim Headcaps without "C" Clip Modules, Package of 6
105-008 Col-R Headcap with "C" Clip Modules, Package of 1
105-010 Col-R Headcaps without "C" Clip Modules, Package of 6

Neck Strap and Pad* Safety Release

Straps can be purchased either with or without pads.

The quick release system is designed to disengage at 2 to 3 kg (5 to 6 lbs.) of pressure should the facebow be accidentally pulled from the patient's mouth. Spring modules are calibrated for medium forces with each strap hole representing approximately 227 g (8 oz.) of force per side.

Denim

105-001 Neck Straps without "C" Clip Modules, Package of 6
105-018 Neck Pads, Package of 6
105-016 Neck Strap with "C" Clip Modules, Package of 1
105-017 Neck Strap and Neck Pad, Combination with "C" Clip Modules, Package of 1
105-013 Neck Strap and Neck Pad, Combination without "C" Clip Modules, Package of 6

Col-R

Combination Neck Pad, Neck Strap with or without Safety Modules

105-003 Neck Straps without "C" Clip Modules, Package of 6
105-004 Neck Pads, Package of 6
105-012 Neck Strap and Neck Pad, Combinations without "C" Clip Modules, Package of 6
105-014 Neck Strap with "C" Clip Modules, Package of 1
105-015 Neck Strap and Neck Pad, Combination with "C" Clip Modules, Package of 1

Safety Release Modules*



Safety release "C" clip modules are designed to disengage at 2 to 3 kg (5 to 6 lbs.) of pressure should the facebow be accidentally pulled from the patient's mouth. Spring modules are calibrated for medium forces with each strap hole representing approximately 227 g (8 oz.) of force per side.

105-019 Safety Release Modules, Package of 2

**Color(s) of delivered products may be different than what they appear here as materials/processes have been changed.*

Notes:

6 ELASTICS AND ELASTOMERS

TP Orthodontics, Inc.
tportho.com
cosmeticbraces.com

ELASTICS AND ELASTOMERS

Elastics

- Tru-Force® Latex Elastics
  - Cartons
  - Master Pouches
  - Bulk
- Elastics Wearing Guide
- Elastics Dispenser
- Elastics Bags

Elastomers

- Stickyring® Ligature Holder
- Mini Stix Ligature Ties
- Ligatures
  - Carousel Ligature Dispenser
  - Refill Tubes
- E-Links® Modules
- E-Chain
- Elast-O Chain
- E-Kit
- Super Slick® Chain
- Zing String® Elastomeric Thread
- Elastic Thread
- Zing-O® String
- Bump-R-Sleeve® Tubing

Tru-Force® Latex Elastics
Cartons

Cartons contain either 60 or 80 individual zip-top patient packets of 100 elastics. Cartons make an excellent elastics dispensing system when used with TPO's exclusive plastic dispenser.

Diameter	Packet Color Code	Prior Industry Values	TRU-FORCE VALUES 30mm	TRU-FORCE VALUES 20mm	PLAIN LATEX Order No.	COL-R-LASTICS® Order No.	Patient Packets Per Box
1/8"	White	2 oz.	3.7 oz. (105 g)	3.2 oz (92 g)	**362-505**	**372-505**	80
3/16"	Red	3.5 oz.	4.0 oz. (113 g)	3.6 oz (104 g)	**362-504**	**372-504**	80
	Grey	4.5 oz.	4.5 oz. (129 g)	4.2 oz (120 g)	**362-514**	**372-514**	80
	Fiesta Pink	6 oz.	8.7 oz. (249 g)	7.2 oz (206 g)	**362-524**		60
	Magenta	8 oz.	10.6 oz. (301 g)	9.0 oz (256 g)	**362-534**		60
1/4"	Blue	3.5 oz.	4.6 oz. (131 g)	3.3 oz (94 g)	**362-503**	**372-503**	80
	Orange	4.5 oz.	4.9 oz. (139 g)	3.5 oz (99 g)	**362-513**	**372-513**	80
	Teal	6 oz.	8.0 oz. (228 g)	5.6 oz (161 g)	**362-523**		60
	Lime	8 oz.	10.0 oz. (284 g)	6.8 oz (195 g)	**362-533**		60
5/16"	Yellow	2 oz.	2.6 oz. (74 g)	1.6 oz (47 g)	**362-500**	**372-500**	80
	Green	3.5 oz.	3.1 oz. (89 g)	1.8 oz (54 g)	**362-502**	**372-502**	80
	Tan	4.5 oz.	3.6 oz. (103 g)	2.2 oz (63 g)	**362-512**	**372-512**	80
	Mauve	6 oz.	6.5 oz. (187 g)	4.0 oz (114 g)	**362-522**		60
3/8"	Pink	3.5 oz.	2.9 oz. (83 g)	1.5 oz (43 g)	**362-501**	**372-501**	60
	Lavender	4.5 oz.	3.2 oz. (93 g)	1.7 oz (50 g)	**362-511**	**372-511**	60

Plain elastics are light amber or nearly colorless.

Col-R-Lastics® elastics feature a single color of your choice in each package. The color is a thin, permanently bonded casing that retains its appearance during treatment.

Plain Elastics Amber in color

Col-R-Lastics One color in a package

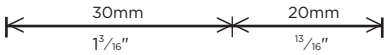

Tru-Force values are approximate and vary with distance and time. Values are determined after first prestretching the elastics to their elastic limits. This simulates the action of placing in the mouth and provides realistic intraoral force values. Historically, elastic force has been identified by stretching the elastic three times its diameter. This distance is very difficult to determine in the mouth and is highly impractical. Forces when elastics are stretched three times diameter have little clinical significance and are listed here for reference only. Latex elastics may cause allergic reactions on some people.

Tru-Force® Latex Elastics

Master Pouches

Master Pouch packages contain pre-packaged elastics, eliminating hand packaging by office staff and saving time and money. Master pouches contain 20 zip-top envelopes of 100 elastics each for convenient distribution to patients.

Diameter	Packet Color Code	Prior Industry Values	TRU-FORCE VALUES 30mm	TRU-FORCE VALUES 20mm	PLAIN LATEX Order No.	COL-R-LASTICS® Order No.
1/8″	White	2 oz.	3.7 oz. (105 g)	3.2 oz (92 g)	**362-005**	**372-005**
3/16″	Red	3.5 oz.	4.0 oz. (113 g)	3.6 oz (104 g)	**362-004**	**372-004**
	Grey	4.5 oz.	4.5 oz. (129 g)	4.2 oz (120 g)	**362-014**	**372-014**
	Fiesta Pink	6 oz.	8.7 oz. (249 g)	7.2 oz (206 g)	**362-024**	
	Magenta	8 oz.	10.6 oz. (301 g)	9.0 oz (256 g)	**362-034**	
1/4″	Blue	3.5 oz.	4.6 oz. (131 g)	3.3 oz (94 g)	**362-003**	**372-003**
	Orange	4.5 oz.	4.9 oz. (139 g)	3.5 oz (99 g)	**362-013**	**372-013**
	Teal	6 oz.	8.0 oz. (228 g)	5.6 oz (161 g)	**362-023**	
	Lime	8 oz.	10.0 oz. (284 g)	6.8 oz (195 g)	**362-033**	
5/16″	Yellow	2 oz.	2.6 oz. (74 g)	1.6 oz (47 g)	**362-000**	**372-000**
	Green	3.5 oz.	3.1 oz. (89 g)	1.8 oz (54 g)	**362-002**	**372-002**
	Tan	4.5 oz.	3.6 oz. (103 g)	2.2 oz (63 g)	**362-012**	**372-012**
	Mauve	6 oz.	6.5 oz. (187 g)	4.0 oz (114 g)	**362-022**	
3/8″	Pink	3.5 oz.	2.9 oz. (83 g)	1.5 oz (43 g)	**362-001**	**372-001**
	Lavender	4.5 oz.	3.2 oz. (93 g)	1.7 oz (50 g)	**362-011**	**372-011**

Master pouch of 2,000 elastics
(20 patient packets of 100 elastics counted by weight)

Plain elastics are light amber or nearly colorless.

Col-R-Lastics® elastics feature a single color of your choice in each package. The color is a thin, permanently bonded casing that retains its appearance during treatment.

Plain Elastics Amber in color

Col-R-Lastics One color in a package

Superior quality, surgical latex tubing is selected for TPO elastics. Uniform wall thickness and accurate cutting technique provide reliable forces.

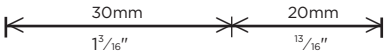

Tru-Force values are approximate and vary with distance and time. Values are determined after first prestretching the elastics to their elastic limits. This simulates the action of placing in the mouth and provides realistic intraoral force values. Historically, elastic force has been identified by stretching the elastic three times its diameter. This distance is very difficult to determine in the mouth and is highly impractical. Forces when elastics are stretched three times diameter have little clinical significance and are listed here for reference only. Latex elastics may cause allergic reactions on some people.

Tru-Force® Latex Elastics
Bulk Packs

Bulk packages contain 1,000 elastics. Combined with zip-top envelopes, bulk elastics are excellent for offices that prefer to custom-pack their own elastics.

Diameter	Packet Color Code	Prior Industry Values	TRU-FORCE VALUES 30mm	TRU-FORCE VALUES 20mm	PLAIN LATEX Order No.	COL-R-LASTICS® Order No.
1/8″	White	2 oz.	3.7 oz. (105 g)	3.2 oz (92 g)	**360-005**	**370-005**
3/16″	Red	3.5 oz.	4.0 oz. (113 g)	3.6 oz (104 g)	**360-004**	**370-004**
	Grey	4.5 oz.	4.5 oz. (129 g)	4.2 oz (120 g)	**360-014**	**370-014**
	Fiesta Pink	6 oz.	8.7 oz. (249 g)	7.2 oz (206 g)	**360-024**	
	Magenta	8 oz.	10.6 oz. (301 g)	9.0 oz (256 g)	**360-034**	
1/4″	Blue	3.5 oz.	4.6 oz. (131 g)	3.3 oz (94 g)	**360-003**	**370-003**
	Orange	4.5 oz.	4.9 oz. (139 g)	3.5 oz (99 g)	**360-013**	**370-013**
	Teal	6 oz.	8.0 oz. (228 g)	5.6 oz (161 g)	**360-023**	
	Lime	8 oz.	10.0 oz. (284 g)	6.8 oz (195 g)	**360-033**	
5/16″	Yellow	2 oz.	2.6 oz. (74 g)	1.6 oz (47 g)	**360-000**	**370-000**
	Green	3.5 oz.	3.1 oz. (89 g)	1.8 oz (54 g)	**360-002**	**370-002**
	Tan	4.5 oz.	3.6 oz. (103 g)	2.2 oz (63 g)	**360-012**	**370-012**
	Mauve	6 oz.	6.5 oz. (187 g)	4.0 oz (114 g)	**360-022**	
3/8″	Pink	3.5 oz.	2.9 oz. (83 g)	1.5 oz (43 g)	**360-001**	**370-001**
	Lavender	4.5 oz.	3.2 oz. (93 g)	1.7 oz (50 g)	**360-011**	**370-011**

Packages of 1,000 counted by weight.

Plain elastics are light amber or nearly colorless.

Col-R-Lastics® elastics feature a single color of your choice in each package. The color is a thin, permanently bonded casing that retains its appearance during treatment.

Plain Elastics Amber in color

Col-R-Lastics One color in a package

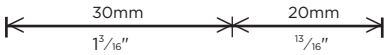

Tru-Force values are approximate and vary with distance and time. Values are determined after first prestretching the elastics to their elastic limits. This simulates the action of placing in the mouth and provides realistic intraoral force values. Historically, elastic force has been identified by stretching the elastic three times its diameter. This distance is very difficult to determine in the mouth and is highly impractical. Forces when elastics are stretched three times diameter have little clinical significance and are listed here for reference only. Latex elastics may cause allergic reactions on some people.

Elastics Wearing Guide



An excellent aid for instructing patients on the proper wearing of both part-time and full-time elastics. Printed with artwork for drawing appropriate "prescription" for elastics.

100-005 Elastics Wearing Guide, English
Package of 25

Elastics Dispenser

Designed for convenient storage and dispensing of TPO prepackaged elastics dispensing cartons. Holds six TPO elastics dispensing cartons.

362-200 Elastics Dispenser

Empty Elastic Bags

Empty zip-top bag is available in ten colors that coordinate with TPO elastic color codes. Printed with artwork for drawing appropriate "prescription" for elastics with a ball point pen.

361-010	Yellow	**361-015**	White
361-011	Pink	**371-011**	Lavender
361-012	Green	**371-012**	Tan
361-013	Blue	**371-013**	Orange
361-014	Red	**371-014**	Grey
	Package of 100		Package of 100

Stickyring® Ligature Holder

Stickyring ligature holders keep elastomeric ligatures at hand for ease of use.

100-470 Stickyring
Package of 10

Patented

Mini Stix Ligature Ties

Ten elastomeric ligatures on a central stick with a 3.0mm (.120″) outer diameter. Made from highly resilient, colorfast and stain-resistant material. Virtually frictionless due to Metafasix® technology that provides a slippery surface when moistened.

Super Slick
Patented
Latex-Free

Color	Standard Mini Stix	Super Slick Mini Stix	Color	Standard Mini Stix	Super Slick Mini Stix
Pale Pink	**383-916**	**382-916**	Red	**383-928**	**382-928**
Lavender	**383-917**	**382-917**	Yellow	**383-929**	**382-929**
Mint	**383-918**	**382-918**	Orange	**383-930**	**382-930**
Tooth-Colored	**383-919**	**382-919**	Light Blue	**383-931**	**382-931**
Clear	**383-921**	**382-921**	White	**383-932**	**382-932**
Pink	**383-922**	**382-922**	Silver-Grey	**383-934**	**382-934**
Purple	**383-923**	**382-923**	Evergreen	**383-937**	**382-937**
Green	**383-924**	**382-924**	Navy Blue	**383-938**	**382-938**
Blue	**383-925**	**382-925**	Burgundy	**383-939**	**382-939**
Black	**383-927**	**382-927**	Teal	**383-940**	**382-940**

Package of 40 Stix

383-941 Standard Mini Stix Assorted Colors Package
Package of 100 Stix (5 of each color)

Carousel Dispensers

Economical and easy to use. Thirteen compartments accommodate a variety of ligature colors. Each outside compartment holds approximately 350 ligatures. Center compartment can hold up to 2,500 ligatures. Contains an estimated 4,550 elastomeric ligatures by weight.

361-098 With Standard Silver-Grey and Clear Ligatures
361-099 With Standard Multi-Color Ligatures
Highlighted items below show ligatures available in multi-colored carousels.

382-898 With Super Slick Silver-Grey and Clear Ligatures
382-899 With Super Slick Multi-Color Ligatures
Highlighted items below show ligatures available in multi-colored carousels.

361-098
382-898
Latex-Free

361-099
382-899
Patented
Latex-Free

Carousel Refill Tubes

Color	Standard Ligatures	Super Slick Ligatures	Color	Standard Ligatures	Super Slick Ligatures
Pale Pink	**361-074**	**382-874**	Pink	**361-087**	**382-887**
Lavender	**361-075**	**382-875**	Purple	**361-088**	**382-888**
Tooth-Colored	**361-076**	**382-876**	Green	**361-089**	**382-889**
Mint	**361-077**	**382-877**	Blue	**361-090**	**382-890**
Evergreen	**361-079**	**382-879**	Black	**361-092**	**382-892**
Navy Blue	**361-080**	**382-880**	Red	**361-093**	**382-893**
Burgundy	**361-081**	**382-881**	Yellow	**361-094**	**382-894**
Teal	**361-082**	**382-882**	Orange	**361-095**	**382-895**
Silver-Grey	**361-083**	**382-883**	Light Blue	**361-096**	**382-896**
Clear	**361-086**	**382-886**	White	**361-097**	**382-897**

Each refill tube holds approximately 2,000 elastomeric ligatures by weight.
Outer compartments of carousel can be refilled nearly six times from one refill tube.

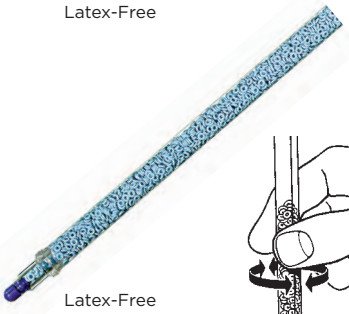

Latex-Free

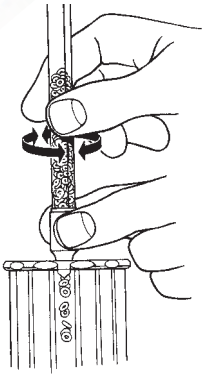

E-Links® Modules

For rotating individual teeth or closing intra-arch space. Stamped from highly resilient clear or grey material. Larger sizes (E5 through E10) have unique tab for ease of engagement on posterior hooks and to facilitate locking around the archwire.

Latex-Free

	Actual Size	Clear	Grey
E1		389-001	384-001
E2		389-002	384-002
E3		389-003	384-003
E4		389-004	384-004
E5		389-005	384-005
E6		389-006	384-006
E7		389-007	384-007
E8		389-008	384-008
E9		389-009	384-009
E10		389-010	384-010

Package of 10

Add C after the part number to order packages of 100.

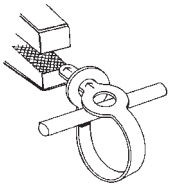

E-Chain

Color E-Chain is stamped from bright, resilient thermoplastic material. Grey and clear are made from highly resilient thermoset material.

Latex-Free

	Small	Mini	Medium	Large
Grey	383-050	390-150	384-050	385-050
Clear	388-050	390-172	389-050	390-050
Blue	388-051	390-151	389-051	390-051
Red	388-052	390-152	389-052	390-052
Black	388-053	390-153	389-053	390-053
Aqua (Teal)	388-054	390-154	389-054	390-054
Purple	388-055	390-155	389-055	390-055
Tooth-Colored	388-056	390-156	389-056	390-056
Magenta	388-057	390-157	389-057	390-057
Pink	388-058	390-158	389-058	390-058
Orange	388-059	390-159	389-059	390-059
Green	388-060	390-160	389-060	390-060
Silver	388-061	390-161	389-061	390-061
Yellow	388-062	390-162	389-062	390-062
White	388-063	390-163	389-063	390-063
Ecru	388-064	390-164	389-064	390-064
Evergreen	388-065	390-165	389-065	390-065
Navy Blue	388-066	390-166	389-066	390-066
Gold	388-067	390-167	389-067	390-067
Light Blue	388-068	390-168	389-068	390-068
Pale Pink	388-069	390-169	389-069	390-069
Lavender	388-070	390-170	389-070	390-070
Mint Green	388-071	390-171	389-071	390-071

1.5 m (5 ft.) spool

Elast-O Chain

Provides light, continuous traction force. Stamped from translucent resilient elastomeric material. Available in 0.74mm (.029") thickness.

386-050 1.5 m (5 ft.) spool

Latex-Free

E-Kit

Contains 10 sizes of E-Links®, 50 pieces of each size, and three sizes of E-Chain (small, medium, mini) in 1.5 m (5 ft.) spools. Provides an excellent variety of the most frequently used elastomers for rotating teeth, closing interarch spaces or effecting individual tooth movement. Available with grey or clear elastomers. Opaque lid protects against light damage.

Latex-Free

384-000 E-Kit with Grey Elastomers
389-000 E-Kit with Clear Elastomers

Super Slick® Chain (SSc)

	Small	Mini	Medium	Large
Grey	**388-249**	**390-273**	**389-249**	**390-249**
Clear	**388-250**	**390-272**	**389-250**	**390-250**

1.5 m (5 ft.) spool

Latex-Free

Slip Free Zing String® Elastomeric Thread

- Aesthetic, clear material
- Resists attack by mouth fluids — remains active for months
- Special cohesive surface helps keep knots tied

Solid core Zing String can be used to close space where it is impossible or impractical for the patient to place regular elastics. Sometimes used in place of intramaxillary elastics on uncooperative paients. Excellent for rotating teeth.

Latex-Free

100-247 Light, 0.46mm (.018″) diameter
100-245 Light, 0.51mm (.020″) diameter
100-246 Heavy, 0.64mm (.025″) diameter
Spool of 7.5 m (25 ft.)

Elastic Thread

Designed for physiologic tooth movement. Special weave of nylon fibers resists unraveling, protects the lively latex core and provides relatively firm ends to allow threading between teeth and through eyelets. Excellent for erupting surgically exposed impacted teeth.

100-225 Light – yellow spool
100-226 Medium – red spool
100-227 Heavy – blue spool
Approximately 25.5 m (85 ft.) per spool

Latex-Free

Slip Free Zing-O® String

Ideal for intraoral applications such as minor space closing, slight rotations and cuspid retractions. Odorless and non-irritating, Zing-O String is easy to work with and won't slip or untie like conventional threads.

	Clear	Grey
Light 0.64mm (.025") O.D.	**100-241**	**100-243**
Heavy 0.76mm (.030") O.D.	**100-242**	**100-244**

Spool of 7.5 m (25 ft.)

Latex-Free

Bump-R-Sleeve® Tubing

Flexible, plastic tubing that can be slipped over the archwire to create a protective sleeve.

Larger diameter sleeve acts as a bumper to protect buccal mucosa from irritation in bicuspid areas. When cut to proper length, sleeves can function as horizontal stops to prevent over-closure of spaces anywhere in the arch.

I.D.	Spool	Grey	White
0.46mm (.018")	3.0 m (10 ft.)	**100-237**	**100-239**
0.79mm (.031")	1.5 m (5 ft.)	**100-238**	**100-240**

Latex-Free

7 ADHESIVES

TP Orthodontics, Inc.
tportho.com
cosmeticbraces.com

ADHESIVES

Bonding Adhesives

- eXact® Clear Orthodontic Adhesive
- Turbo Bond® II Light Cure
- Right-On® Self Cure

Banding Cements

- CrossLink® Light Cure Caplets
- CrossLink® Light Cure Syringes

Bonding Enhancers

- CrossLink® Cement Intensifier
- Enamel Conditioner Solution
- Enamel Conditioner Gel
- TPO® Blue Etchant Gel
- Porcelain Primer

Adhesive Accessories

- Adhesive Mixing and Orientation Tray
- Tongue-Away® Shields
  - Clear Plastic
  - Colored Plastic
  - Disposable
- Lingual Tongue-Away® Shield
- Lip Retractors
- FLEX-Retractor

eXact® Clear Orthodontic Adhesive

eXact Clear Orthodontic Adhesive is a medium-high viscosity light cure adhesive. This innovative adhesive system can be used for metal, plastic, or ceramic attachments and cures completely clear – making it an exceptional system for aesthetic brackets. eXact Clear Orthodontic Adhesive prevents bracket drift, produces little flash and is extremely easy to clean up. A choice of tips is included in the kit for precise placement.

eXact Clear Light Cure Kit
151-270

Kit Contains:

- Light Cure Syringes, 6 g (.212 oz.), 3
- Replacment Tips
- TPO Blue Etchant Gel in Syringe, 5 cc
- Light Cure Sealant, 6 cc
- Disposable Brushes, 50
- Foam Pellets, 100
- Spatula, 1
- Work Pad, 50 sheets

Replacement Materials

151-271 Paste in Syringe, 6 g (.212 oz.)
150-713 TPO Blue Etchant Gel in Syringe, 5cc
151-272 Light Cure Sealant, 6 cc
150-704 Disposable Brushes, 50
150-705 Foam Pellets, 150
150-904 White Spatulas, 50
150-903 Work Pad, 50 sheets
100-620 Adhesive Mixing and Orientation Trays, 25

Single Syringe Package

151-273 Paste in Syringe, 2 g (.0705 oz.)

Turbo Bond® II Light Cure Bonding Adhesive
Medium to Low Viscosity

Turbo Bond II is a medium to low viscosity light cure bonding system that is excellent for bonding ceramic, metal or plastic attachments.

Turbo Bond II Light Cure Kit
151-100

Kit Contains:

- Light Cure Syringes, 12 g (.423 oz.), 3
- TPO Blue Etchant Gel in Syringe, 5 cc
- Sealant Resin, 6 cc
- Disposable Brushes, 50
- Foam Pellets, 100
- Spatula, 1
- Work Pad, 50 sheets

Replacement Materials

151-105 Paste in Syringe, 4 g (.141 oz.)
150-713 TPO Blue Etchant Gel in Syringe, 5cc
151-272 Light Cure Sealant, 6 cc
150-704 Disposable Brushes, 50
150-705 Foam Pellets, 150
150-904 White Spatulas, 50
150-903 Work Pad, 50 sheets
100-620 Adhesive Mixing and Orientation Trays, 25

Right-On®
Self Cure Bonding Adhesive

Right-On is a no-mix, self curing adhesive that provides superior bond strength and drift-proof bracket placement. Can be used to bond metal, ceramic or plastic brackets to either conditioned enamel or acrylic crowns. Bond is strong enough to meet all orthodontic force requirements, yet attachments and adhesive residue can be easily removed.

Right-On remains stable without refrigeration and will not lose adhesive performance over time.

Right-On Kits

150-400 Preloaded Plunger-Type Syringe Kit, 4 g (.141 oz.), 1
150-500 Preloaded Plunger-Type Syringe Kit, 8 g (.282 oz.), 2
151-210 Preloaded Plunger-Type Syringe Kit, 12 g (.423 oz.), 3
150-600 Preloaded Plunger-Type Syringe Kit, 16 g (.564 oz.), 4

Replacement Materials

100-620 Adhesive Mixing and Orientation Trays, 25
150-501 Adhesive in Preloaded Syringe, 4 g (.141 oz.)
150-701 Activator, 15 mL
150-704 Disposable Brushes, 50
150-705 Foam Pellets, 150
150-707 Blue Plastic Applicators, 50
150-904 White Spatulas, 50
150-715 Enamel Conditioner Solution, 9 g (.317 oz.)
150-903 Work Pad, 50 sheets

CrossLink® Light Cure Band Cement
Single Patient Caplets



CrossLink light cure band cement is available in no-mix, no-mess, single-use dispensing caplets. Disposable squeeze caplet has an angled, tapered stem for excellent control when dispensing paste. Simply cut the caplet tip and dispense cement into bands. For faster dispensing, the tip can be cut shorter to produce a larger diameter opening.

Fluoride ion releasing paste does not require sealant, and there is no rush to beat setting time. Complete cure is accomplished in 30 seconds. CrossLink provides excellent band retention.

Cement is available in a natural or blue color. Blue helps clinicians to see cement when cleaning excess flash after cementing bands.

Natural Color Cement

151-287 Large Patient Caplets, 12 caplets, 1.8 g (.063 oz.) each
Enough for four molar bands

151-283 Small Patient Caplets, 30 caplets, .4 g (.014 oz.) each
Enough for one molar band

Blue Color Cement

151-288 Large Patient Caplets, 12 caplets, 1.8 g (.063 oz.) each
Enough for four molar bands

151-284 Small Patient Caplets, 30 caplets, .4 g (.014 oz.) each
Enough for one molar band

Preloaded Syringes

Light activated CrossLink light cure adhesive is a composite no-mix, no-mess cement, with fluoride ion release, conveniently preloaded in syringes.

No sealant is needed, and there is no rush to beat a setting time. Complete cure is accomplished in 30 seconds.

Cement is available in natural or blue color for simplifying excess flash removal.

151-280 CrossLink Kit – Natural, 24 g (.847 oz.) paste
151-285 CrossLink Kit – Blue, 24 g (.847 oz.) paste

Replacement Materials

151-281 Natural Paste in Syringe, 4 g (.141 oz.)
151-286 Blue Paste in Syringe, 4 g (.141 oz.)
150-904 White Spatulas, 50

CrossLink® Cement Intensifier

Cement intensifier is intended for use with CrossLink light cure banding cement. When used in combination with CrossLink cement, the intensifier increases bond strength to metal band surfaces and is essentially moisture or saliva insensitive.

Apply cement intensifier on the inner band surface with a small bristle brush just prior to the application of CrossLink cement.

151-282 CrossLink Cement Intensifier

Enamel Conditioner Solution

Can be used with any bonding system.

Enamel conditioner solution contains a plaque disclosing agent that will retain its green color on the teeth after rinsing if plaque is still present. If this occurs, patient should be re-pumiced and re-conditioned.

150-020 Enamel Conditioner Solution, 9 g (.317 oz.)
Phosphoric acid content 37%

Enamel Conditioner Gel

Can be used with any bonding system.

Enamel conditioner gel is thicker than enamel conditioner solution and will not accidentally overflow onto gingival tissue when conditioning enamel. Orange color is readily seen during application. Easily removed by evacuation and/or rinsing with water.

150-015 Enamel Conditioner Gel, 20 g (.705 oz.)
Phosphoric acid content 37%

TPO® Blue Etchant Gel

Can be used with any bonding system.

TPO Blue Etchant Gel is pre-loaded in a syringe. Curved tip simplifies application on high cuspids, bicuspids and molars. Disposable tips are easy to use, save time and eliminate the possibility of cross-contamination or infection.

TPO Blue Etchant Gel effectively etches enamel in 30 seconds.

Phosphoric acid content 37%.

150-712 TPO Blue Etchant Gel in Syringes with Tips
Package of 5 syringes with 50 disposable tips
150-713 TPO Blue Etchant Gel in Syringe with Tips
Package of 1 syringe with 10 disposable tips
150-713 Disposable Dispensing Tips
Package of 25

Porcelain Primer

This easy-to-use primer prepares the surface of glazed dental porcelain for bonding of orthodontic attachments. The silane coupling agent in the primer chemically unites to the bonding adhesive and the silicon in porcelain.

150-810 Porcelain Primer, 16 cc

Adhesive Mixing and Orientation Tray

Organizes bondable brackets and tubes for an individual patient. Adequate area available to mix bonding adhesive. Small integrated cups hold conditioner or paste components.

100-620 Adhesive Mixing and Orientation Tray
Package of 25

Tongue-Away® Shields

Restricts the tongue to prevent moisture contamination and alleviates patient fatigue by offering occlusal support. Vertical shield is offset to provide adequate tongue space. Surfaces of bite blocks are angulated and serrated for retention. Holes facilitate placement and removal with a bird-beak plier, permit attachment of a safety string or allow insertion of a saliva ejector.

Clear Plastic Tongue-Away Shields

100-398 Tongue-Away Kit
4 shields, one of each size

100-395 Small
100-396 Medium
100-397 Large
100-496 Super
Package of 3

Phthalate-Free

Colored Plastic Tongue-Away Shields

100-390 Blue
100-391 Green
100-392 Red
100-393 Blue, Green, Red
Package of 3, medium size only

Phthalate-Free

Disposable Tongue-Away Shields

100-494 Polystyrene
Package of 10, medium size only

Lingual Tongue-Away® Shield

Lingual Bonding Procedures

Two bite blocks alleviate patient fatigue. Vertical shield prevents the tongue from touching lingual surfaces of teeth during lingual bonding procedures.

Holes facilitate grasping with a bird-beak plier for placement and removal and permit attachment of a “safety string” if desired. Molded from translucent plastic.

100-497 Lingual Tongue-Away Shield
Package of 3

Lip Retractors

Provide excellent view of the full arch for intraoral photography or when etching, direct bonding or banding. Holes assist patients to firmly hold retractors. Made from cold sterilizable plastic.

100-499 Adult Size Retractors Only
100-498 Child Size Retractors Only
One Pair

FLEX-Retractor

One-piece design is made from clear, easy-to-maintain shatterproof plastic. FLEX-Retractors fit most patients and are easy to insert and manipulate.

FLEX-Retractors are both durable and comfortable. They provide an excellent view of the full arch for direct bonding procedures or intraoral photography.

100-517 FLEX-Retractor
Package of 3

8 CLASS II CORRECTION

TP Orthodontics, Inc.
tportho.com
cosmeticbraces.com

CLASS II CORRECTION

Jasper Vektor™ Appliance

Flip-Lock® HERBST® Appliance

Jasper Vektor™ Appliance

The Jasper Vektor Class II Correction Appliance is a fixed intraoral device that achieves class II correction easily and efficiently with low forces. The patented design of the appliance introduces gentle intrusive vector forces – unlike other class II correctors that place extrusive vector forces on the anterior teeth.

The appliance produces gentle sweeping forces, and the mandible is free to move laterally resulting in patient comfort. The appliance is easy to install, clears the "food zone" and is compliance-independent.

Patented

Kits	Order No.
Class II Corrector Multi-Kit Kits consists of 1 pair size 27, 2 pairs size 30, 2 pairs size 33, 1 pair size 36, 1 archwire installation tool, 20 archwire locks	**610-500**
Class II Corrector Kit—size 27	**610-527**
Class II Corrector Kit—size 30	**610-530**
Class II Corrector Kit—size 33	**610-533**
Class II Corrector Kit—size 36	**610-536**

Single Kit includes Left / Right Component plus 4 Archwire Locks

Multi-Kit

Component Part	Order No.
27mm Left	**610-527L**
27mm Right	**610-527R**
30mm Left	**610-530L**
30mm Right	**610-530R**
33mm Left	**610-533L**
33mm Right	**610-533R**
36mm Left	**610-536L**
36mm Right	**610-536R**

Package of 5

Archwire Locks	**610-502**

Package of 10

Left / Right Component

Archwire Lock

Archwire Lock Installation Tool

Tool	Order No.
Archwire Lock Installation Tool	**610-501**

Each

Flip-Lock® HERBST® Appliance

The Flip-Lock HERBST from TP Orthodontics is quickly and easily activated using the patented "Flip-Lock" mechanism. There are no pins or screws. Activation is simple — just place crimpable spacers at regular intervals onto the exposed piston.

The Flip-Lock HERBST is available with and without a cantilever arm. Optional archwire slots allow the appliance to be placed in conjunction with brackets.

Single Patient and Inventory Kits	Order No.
Single Patient Appliance Kit 2 pistons, 2 tubes, 4 ball hinges on small pad without slot	**610-400**
Single Patient Appliance Kit 2 pistons, 2 tubes, 4 ball hinges on large pad with slot	**610-410**
Single Patient Appliance Kit 2 pistons, 2 tubes, 4 ball hinges on large pad without slot	**610-430**
Single Patient Appliance Kit 2 tubes, 2 pistons, 2 posterior ball hinges, 2 cantilever/ball hinges without slot	**610-420**
Single Patient Appliance Kit 2 tubes, 2 pistons, 2 posterior ball hinges, 2 cantilever/ball hinges with slot	**610-424**
Inventory Kit 30 pistons, 30 tubes, 60 ball hinges, 95 spacers	**610-409**

610-403

610-404

610-421

610-425

610-405

610-422

610-423

Component Part	Order No.
Pistons	**610-403**
Tubes (5 left, 5 right)	**610-404**
Ball Hinge with small pad without slot	**610-405**
Posterior Ball Hinge without slot and large welding pad	**610-422**
Posterior Ball Hinge with slot and large welding pad	**610-423**
Cantilever/Anterior Ball Assembly without slot (5 left, 5 right)	**610-421**
One-piece Cantilever/Anterior Ball Assembly with slot (5 left, 5 right)	**610-425**

Package of 10

1mm 2mm 3mm 4mm 5mm

Crimpable Spacers	Order No.
1mm	**610-401**
2mm	**610-402**
3mm	**610-406**
4mm	**610-407**
5mm	**610-408**

Package of 10

HERBST is a registered trademark of Dentaurum, Inc.

Flip-Lock® HERBST® Appliance

Activates in Seconds – Just Four Easy Steps

The Flip-Lock HERBST is designed for ease of use. There's no need for special tools or complicated adjustments. Simply follow the steps listed below.

After cementation of the appliance, prepare tube and piston assembly for proper length. Tubes should be cut long enough to position the mandible in a Class I position. The pistons should extend no more than 2-3mm beyond the distal end of the tubes at full closure. It is imperative that the pistons aren't so short that they separate from the tubes upon maximum opening (i.e., when the patient yawns).

1

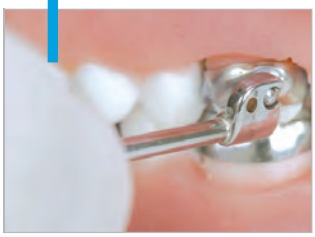

Slide a piston into a tube and hold in the correct orientation as shown, with the tube socket up. The tube socket can only be engaged on the maxillary distal ball hinge from one direction—the mesial. Slide the tube socket from mesial to distal end onto the maxillary ball hinge.

2

The tube is not locked onto the maxillary ball hinge until the tube is laid parallel to buccal tooth surfaces. Before attaching the piston on the mandibular ball hinge, make sure the piston sockets also have a correct orientation. A small circle on the socket represents the labial surface. This circle should go toward the cheek, not toward the teeth.

3

Slide the socket mesially over the mandibular ball hinge. The assembly will snap into place.

Although not routinely necessary, you may gently crimp the pistonsocket onto the mandibular hinge (as shown) to provide additional security.

4

Activate the Flip-Lock HERBST periodically (usually at 6 to 8 week intervals) by adding TPO crimpable 1mm or 2mm spacers onto the exposed piston. Using crimpable spacers eliminates the need to remove the tubes and pistons.

The mandible is initially advanced approximately 6-8mm, and then incrementally advanced until the desired occlusion is achieved. Average treatment time is 12 months.

Notes:

9 PRE-FINISHER® APPLIANCE AND BONDABLE LINGUAL RETAINERS

TP Orthodontics, Inc.
tportho.com
cosmeticbraces.com

PRE-FINISHER® APPLIANCE AND BONDABLE LINGUAL RETAINERS

Pre-Finisher® Appliance

- Kits
- Individual Appliances
- Disposable Ruler
- Asian

Bondable Lingual Retainers

- Upper Central to Central
- Lower Bicuspid to Bicuspid
- Lower Combination Cuspid-Bicuspid
- Lower Cuspid to Cuspid
- Lower Lateral to Lateral
- Disposable Ruler
- Labial Trauma Splint
- Perio Bond-A-Bar
- Bond-A-Splint®
- Baurmash Arch Bar

Did you know?

Aligner treatment outcomes can be greatly improved by the use of a finishing appliance. The Pre-Finisher Preformed Finishing Appliance is a simple cost-saving solution for refinement and closing of the open posterior bite commonly found with aligner patients. Unlike aligner trays, finishing appliances correct and relate teeth in both arches simultaneously — thereby reducing the need for additional trays.

Pre-Finisher® Appliance
Clinically Proven for Over 30 Years

Let the Pre-Finisher appliance do the work of detailed finishing. Patients look forward to getting fixed appliances removed earlier, and you'll appreciate the final results without doing the demanding, intricate work.

Near the end of treatment, remove fixed appliances, measure and select a Pre-Finisher appliance from your in-office inventory kit — no impressions required. Enjoy these benefits with less work:

- Immediate delivery to the patient
- Corrects and relates teeth in both arches simultaneously
- Aligns, rotates and closes spaces
- Sized in one-millimeter increments for precise fitting
- Results in 2-3 weeks
- Economical; only one appliance needed

Exclusive features not available in any other pre-formed finishing appliance:

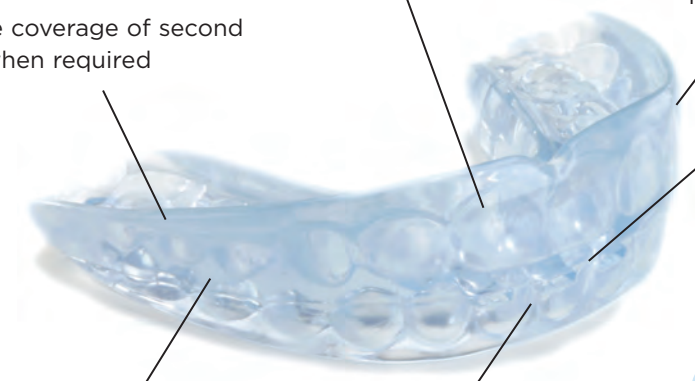

Size, in millimeters (last two digits of part number) molded into each appliance.

Suggested Wearing Schedule

Time Period	Wearing Schedule
First 2 weeks	3 to 4 hours of exercise during the day, plus while sleeping
Next 4 weeks	2 to 3 hours of exercise during the day, plus while sleeping
Next 6 weeks	2 hours of exercise during the day, plus while sleeping
Next 2 to 3 months	1 hour of exercise during the day, plus while sleeping
After 6 months	Can be worn while sleeping to act as a retainer

Instructions for Pre-Finisher Size Selection

First, choose the appropriate appliance type from the following series: non-extraction, four-bicuspid extraction, two upper bicuspid extraction or Asian four-bicuspid extraction. Use one of the Pre-Finisher rulers to measure for the correct size. The ruler may be used on the patient's right or left side, according to operator preference.

A reading may be obtained one of two ways:

1. For quick, easy measurement in the mouth, use the condensed scale in the center of the ruler. Place the point distal to either the right or left upper cuspid. Curve the ruler along the incisal edges. Reading at midline indicates total mesiodistal width of upper anterior teeth. Note: Each mark on the condensed scale equals two millimeters.

2. For more accurate measurement in the mouth, or when measuring a model, use the full-length scale at the end of the ruler. Place the point distal to the upper right or left cuspid. Bend the ruler along the incisal edges. Take reading distally to the opposite cuspid. Once you have measured, select an appliance with a part number ending in two digits that match the millimeter measurement. If there are band spaces, select a Pre-Finisher one size (1mm) smaller.

3. Fit the Pre-Finisher appliance onto the upper teeth and have the patient close firmly into the appliance. The cuspids should be tightly in contact with the distal surfaces of their respective sockets. You will find a disposable ruler enclosed for every Pre-Finisher appliance in this kit. The millimeter ruler is designed to help you determine proper Pre-Finisher appliance size by measuring either six or three anterior teeth.

Pre-Finisher® Appliances

Kits

An immediate, balanced supply of Pre-Finisher appliances. Kits include a detailed instruction booklet for the orthodontist, special millimeter ruler to facilitate size selection, a supply of patient instruction booklets and a convenient reorder form.

Convincer Kits

(10 Assorted Sizes)	Plain	With Seating Springs
Non-Extraction	**190-010**	**190-110**
Four Bicuspid Extraction	**190-410**	**190-510**
Two Upper Bicuspid Extraction	**190-210**	**190-310**

Standard Kits

(15 Assorted Sizes)	Plain	With Seating Springs
Non-Extraction	**190-015**	**190-115**
Four Bicuspid Extraction	**190-415**	**190-515**
Two Upper Bicuspid Extraction	**190-215**	**190-315**

Thrift Kits

(20 Assorted Sizes)	Plain	With Seating Springs
Non-Extraction	**190-020**	**190-120**
Four Bicuspid Extraction	**190-420**	**190-520**
Two Upper Bicuspid Extraction	**190-220**	**190-320**

Before

After

Pre-Finisher Appliances
Individual

Last two digits of order number indicate size of Pre-Finisher in millimeters.

Non-Extraction Series

Can also be used on first molar extraction cases.

Plain			With Seating Springs		
190-040	190-047	190-054	190-140	190-147	190-154
190-041	190-048	190-055	190-141	190-148	190-155
190-042	190-049	190-056	190-142	190-149	190-156
190-043	190-050	190-057	190-143	190-150	190-157
190-044	190-051	190-058	190-144	190-151	190-158
190-045	190-052		190-145	190-152	
190-046	190-053		190-146	190-153	

Nineteen sizes (40mm to 58mm).

Four Bicuspid Extraction Series

Plain			With Seating Springs		
190-444	190-450	190-456	190-544	190-550	190-556
190-445	190-451	190-457	190-545	190-551	190-557
190-446	190-452	190-458	190-546	190-552	190-558
190-447	190-453	190-459	190-547	190-553	190-559
190-448	190-454	190-460	190-548	190-554	190-560
190-449	190-455		190-549	190-555	

Seventeen sizes (44mm to 60mm).

Two Upper Bicuspid Extraction Series

Plain			With Seating Springs		
190-244	190-249	190-254	190-344	190-349	190-354
190-245	190-250	190-255	190-345	190-350	190-355
190-246	190-251	190-256	190-346	190-351	190-356
190-247	190-252		190-347	190-352	
190-248	190-253		190-348	190-353	

Thirteen sizes (44mm to 56mm).

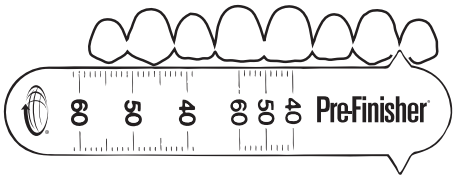

Pre-Finisher Ruler

Single use. Disposable.

100-102 Pre-Finisher Ruler
Package of 5

Pre-Finisher Appliances
Asian

Non-Extraction

All Pre-Finishers are made with materials that are phthalate- and BPA-free. The Asian Non-Extraction appliance also has the following enhanced features and benefits.

- Increased Incisal Mamelon Ridge Definition — allows the fit to accommodate pronounced mamelon ridges.
- Decreased Clinical Crown Length — increase patient compliance due to comfort for patients with shorter clinical crown lengths. The gingiva is undisturbed allowing prolonged activation without irritation.
- Increased Airway Flow — redesign of the airway between the incisal edges to increase allowable airflow for patient comfort and extended wear time.

Asian Non-Extraction Series

Plain	
190-848	190-853
190-849	190-854
190-850	190-855
190-851	
190-852	

Eight sizes (48mm to 55mm).

Extraction

This series of four bicuspid extraction Pre-Finisher appliances has been designed to accommodate the unique dental characteristics of individuals with Asian dentitions. The sockets for the upper and lower anterior teeth have been broadened labiolingually to accommodate prominent marginal ridges and increased gingival crown thickness.

Asian Four Bicuspid Extraction Series

Plain		
190-644	190-649	190-654
190-645	190-650	190-655
190-646	190-651	190-656
190-647	190-652	190-657
190-648	190-653	

Fourteen sizes (44mm to 57mm).

Preformed Bondable Lingual Retainers

Bondable lingual retainers from TP Orthodontics can be fit directly to the teeth or indirectly on a model. Wires are soldered to laminated mesh pads for maximum strength and comfort. Pads are precontoured and shaped to conform to lingual tooth surfaces. All retainer pads are specially coated with PrimeKote® for improved bond strength and easier clean-up. Accu-Fit retainers are specially annealed so they adapt more easily to lingual arch form and are slightly flexible during mastication.

Custom bondable lingual retainers and splints can be found in the TPO Services Catalog.

Upper Central to Central

- Ideal for holding diastemas closed
- Precision stamped in one piece from 0.43mm (.017″) laminated mesh
- Low profile reduces possibility of mandibular incisor interference
- Thin crosspiece is easily adjusted and slightly flexible

224-200F Small, 10mm (.394″)
224-210F Medium, 11.5mm (.453″)
224-220F Large, 13mm (.512″)
Package of 2

Lower Bicuspid to Bicuspid
Original Medium Temper

Eight sizes graduated in two millimeter increments. Heavy 0.81mm (.032″) diameter Dentaloy® wire for increased strength and stability. Laminated mesh bases conform to lingual contours of bicuspid teeth and are graduated in length according to arch size.

Size	Order No.	Size	Order No.
30	**224-430**	40	**224-440**
32	**224-432**	42	**224-442**
34	**224-434**	44	**224-444**
36	**224-436**		
38	**224-438**	Kit*	**224-460**

*Kit contains twenty retainers; three each of sizes 32, 34, 36 and 38, two of all other sizes, plus a millimeter ruler.
Individual sizes: Package of 2

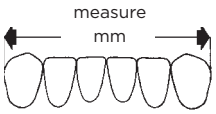

Size is determined by millimeter measurement between distal surfaces of canines. Measure along incisolingual edges.

Lower Combination Cuspid-Bicuspid
Original Medium Temper

Twisted wires are soldered and welded to cuspid pads and extend into the mesial fossa of bicuspids to hold extraction sites closed, prevent bicuspid rotation and provide additional bonding areas for improved retention. Offsets accommodate mesial marginal ridges of cuspids for proper contact with the lingual surface of lateral incisors.

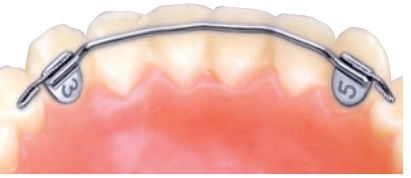

- Available in ten sizes, graduated in one millimeter increments
- Formed from 0.76mm (.030″) diameter Dentaloy® wire

Size	Order No.	Size	Order No.
30	**224-330**	36	**224-336**
31	**224-331**	37	**224-337**
32	**224-332**	38	**224-338**
33	**224-333**	39	**224-339**
34	**224-334**		
35	**224-335**	Kit*	**224-350**

*Kit contains twenty retainers; two of each size, plus a millimeter ruler.
Individual sizes: Package of 2

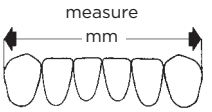

Size is determined by millimeter measurement between distal surfaces of canines. Measure along incisolingual edges.

Lower Cuspid to Cuspid

Permits proper contact with lingual surface of lateral incisors. Wire rests just above cingulum of lower incisors to minimize possibility of relapse.

- Ten sizes graduated in one millimeter increments
- Formed from 0.76mm (.030″) diameter Dentaloy® wire
- Offsets in wire accommodate mesial marginal ridges of cuspids

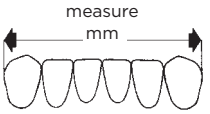

Size is determined by millimeter measurement between distal surfaces of canines. Measure along incisolingual edges.

Size	Accu-Fit soft temper	Original medium temper	Size	Accu-Fit soft temper	Original medium temper
30	**224-130**	**224-030**	36	**224-136**	**224-036**
31	**224-131**	**224-031**	37	**224-137**	**224-037**
32	**224-132**	**224-032**	38	**224-138**	**224-038**
33	**224-133**	**224-033**	39	**224-139**	**224-039**
34	**224-134**	**224-034**			
35	**224-135**	**224-035**	Kit*	**224-150**	**224-050**

*Kit contains twenty retainers: two of each size, plus a millimeter ruler.
Individual sizes: Package of 2

Lower Lateral to Lateral

Wire ends are flattened, then welded and soldered to contoured laminated mesh bonding bases for reduced profile and maximum strength.

- Retains lower incisors while allowing cuspids to seek level position
- Offsets in 0.66mm (.026″) wire accommodate mesial marginal ridges of laterals
- Six sizes in 1mm increments

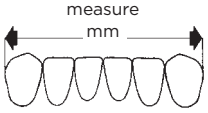

Size is determined by millimeter measurement between distal surfaces of canines. Measure along incisolingual edges.

Size	Accu-Fit soft temper	Original medium temper	Size	Accu-Fit soft temper	Original medium temper
18	**224-118**	**224-318**	22	**224-122**	**224-322**
19	**224-119**	**224-319**	23	**224-123**	**224-323**
20	**224-120**	**224-320**			
21	**224-121**	**224-321**	Kit*	**224-125**	**224-300**

*Kit contains fifteen retainers: three each of sizes 20, 21 and 22, two of all other sizes, plus a millimeter ruler.
Individual sizes: Package of 2

Disposable Rulers for Bondable Retainers

Used to determine proper appliance size. See individual product pages for measurement guidelines.

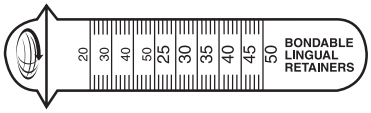

100-103 Disposable Ruler for Bicuspid-Bicuspid, Combination and Cuspid-Cuspid Bondable Lingual Retainers
100-104 Disposable Ruler for Lateral-Lateral Bondable Lingual Retainers
Package of 20

Labial Trauma Splint

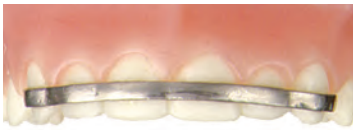

Readily bonded to labial surfaces when incisors have been traumatized due to auto accident or impact. Easily shaped and bonded with minimum instrumentation for effective stabilization.

- Made from flat 0.43mm (.017″) stainless steel
- Smooth labial surface
- Laminated mesh bonding surface

224-225 Trauma Splint, 62mm (2.44″)
Package of 2

Perio Bond-A-Bar

Stabilizes incisors that show increased mobility due to loss of alveolar bone. Easily cut and shaped to fit irregular teeth or asymmetrical arches.

- Preformed strips of 0.43mm (.017") laminated mesh, stainless steel with smooth lingual surface

224-226 Lower, 40mm (1.575")
224-227 Upper 3-to-3, 52mm (2.047")
224-228 Upper 4-to-4, 62mm (2.441")
Package of 2

Lingual Bond-A-Splint® Retainers

"Invisible" splints extend from cuspid to cuspid or can be shortened to retain any combination of adjacent teeth between cuspids.

- Precision made from 0.43mm (.017") one-piece stainless steel strips with laminated mesh pads
- Precontoured to simplify direct application on patients' teeth

Lower Size	Order No.
29	**224-529F**
31	**224-531F**
33	**224-533F**
35	**224-535F**
37	**224-537F**

Package of 2

Upper Size	Order No.
38	**224-538F**
40	**224-540F**
42	**224-542F**
45	**224-545F**
47	**224-547F**

Package of 2

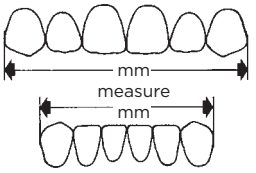

Size selection is determined by millimeter measurement between distal surfaces of cuspids. Measure midway along lingual surface of teeth.

224-560F Bond-A-Splint Kit contains 10 splints, one of each size, plus a millimeter ruler in a convenient dispenser

Baurmash Bondable Arch Bar

Patented

- Easily bonded to labial enamel surfaces for management of maxillomandibular injuries or post-orthognathic surgery
- Hooks offer an improved method of ligation, eliminate wire puncture and reduce the risk of infection
- Cut and shaped for sectional placement on four to six teeth to permit accurate contouring and adaptation
- Small hooks allow flexibility of elastic placement
- Formed from .061mm (.024") stainless steel in 14.92cm (5.875") lengths with laminated mesh lingual bonding surfaces

Labial View

Lingual View

224-224 Baurmash Bondable Arch Bar
Package of 3

10 INSTRUMENTS

TP Orthodontics, Inc.
tportho.com
cosmeticbraces.com

INSTRUMENTS

Chairside

- Straight Shooter® Ligature Gun
- M-D Reducer
- Divider
- Dontrix Gauge
- Bonding Forceps
- Bracket Placing Forceps
- Debonding Burs
- Bite Stick
- Band Pusher
- Molar Cap Remover
- Expansion Swivel Key

Pliers

- Power Crimping
- Crimpable Hook Placement
- Light Wire without Grooves
- Light Wire with Three Grooves
- Safety Distal End Cutter
- Standard Ligature Cutter
- Posterior Band Removing
- Weingart
- Arch Contouring—Smooth
- Sep-A-Rings® Placement

Instruments

- Mosquito Hemostat
- Mathieu Style Tying and Elastomeric
- Click-It Forceps

Laboratory Tools

- Wax Spatula
- Cement Spatulas
- Plaster Spatula
- Plaster Knife

Instrument Shield

Straight Shooter® Ligature Gun

The Straight Shooter ligature gun provides a safe, convenient, hygienic means of applying elastomeric ligatures to edgewise brackets. Eliminates soft tissue damage that can be caused by hemostats or other instruments or by broken or slipped ligatures.

Two sizes are available. The mini bracket shooter is for mini and single-wing brackets and the twin bracket shooter is for standard, twin-size brackets.

High performance, thermoplastic material is very strong and can withstand autoclaving and heat sterilization.

Patented

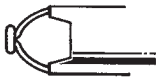

Ready

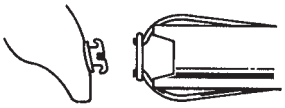

Aim

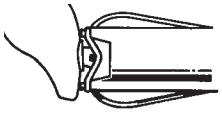

Fire

Straight Shooter Ligature Guns

100-357 Twin Bracket Straight Shooter
100-359 Mini Bracket Straight Shooter

Replacement Materials

100-363 Mini Bracket Plunger Kit – plunger and 4 wire fingers
100-364 Straight Shooter Assembly / Disassembly Tool
100-365 Twin Bracket Plunger Kit – plunger and 4 wire fingers

M-D Reducer

Removes interproximal tooth mass from flat or curved surfaces. May be used to produce additional intra-arch space, open points, recontour restorations or remove overhanging fillings. Available with frame and stainless steel cutter blades with a diamond coating.

100-701 M-D Reducer Kit – Contains 1 anterior frame, 5 fine and 5 coarse blades – double-sided only

Replacement Materials

100-700 Frame
100-703 Fine Blades – double-sided, 10
100-704 Coarse Blades – double-sided, 10
100-705 Fine Blades – single-sided, 10
100-706 Coarse Blades – single-sided, 10

Divider

Measures 14.4 cm (5.5″), has a friction hinge and fixed needle points. Matte nickel finish resists stains and tarnishing.

100-331 Divider

Dontrix Orthodontic Stress and Tension Gauge

Precisely determines the exact force and/or pressure of elastics, springs and wires. Slip fork over archwire to determine the force of a coil spring. Notch may be used to push archwire or finger spring to its seated position. Use hooked end to draw elastic to its working position.

100-675 Dontrix Gauge, 112 g (4 oz.)
100-676 Dontrix Gauge, 448 g (16 oz.)

Bonding Forceps

Self-locking forceps with thin tips grasp brackets securely. Handle tip for minor bracket adjustment. Forceps have the Never-Mar finish.

100-157 Bonding Forceps

Bracket Placing Forceps

Slim, curved tips permit excellent field of vision and simplify placement of steel ligatures and elastomerics.

100-136 Bracket Placing Forceps

Debonding Burs

Tapered dome carbide burs with 1.2mm (.047") diameter remove excess adhesive after debonding. Friction grip and latch lock shanks are compatible with contra-angle handpieces. The 100-119 bur is used with a straight handpiece.

100-119 Straight Handpiece Debonding Bur
100-121 Contra-Angle Handpiece, Friction Grip Bur
100-122 Contra-Angle Handpiece, Latch Lock Bur
Package of 1

Heat Resistant Bite Stick

Bite stick withstands temperatures to 210°C (410°F), making it autoclavable or safe for rapid cycle dry heat units. Not recommended for use with cassettes.

100-460 Heat Resistant Bite Stick

Band Pusher

Hollow handle, light and sturdy. Serrated tip on four sides for accurate and slip-resistant positioning while banding.

100-179 Band Pusher
Package of 1

Molar Cap Remover

10 cm (4″) aluminum handle with replaceable blades removes caps from convertible molar tubes. Blade tips fit securely in archwire slot and provides leverage to simplify cap removal.

100-207 Handle Only
Package of 1

100-208 Blades Only
Package of 6

Expansion Swivel Key



Expansion swivel key is a safe and easy tool for patients to adjust their fixed rapid palatal expansion appliances. Plastic handle measures 11.4 cm (4.5″).

100-209 Expansion Swivel Key
Package of 3

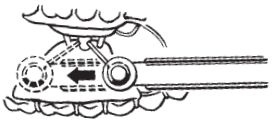

Patented

Never-Mar Instruments

Never-Mar instruments have a unique brushed finish that provides a surface to keep instruments looking new longer and eliminates glare. Never-Mar protects against fingerprints and minor scratches and is available at no additional charge. The catalog indicates which instruments are made with the Never-Mar finish.

Power Crimping Pliers

Power crimping pliers are an improved version of our original crimpable hook pliers. This new plier features ergonomic handles that are wider and longer, enabling the orthodontist to exert up to twice as much force when placing TPO crimpable hooks and ribbed crimpable hooks onto archwires. Pliers have the Never-Mar finish.

100-192 Power Crimping Pliers

Crimpable Hook Placement Pliers

Crimpable hook pliers feature a V-notch in the beak that greatly assists holding and compressing our small crimpable hooks. Pliers have the Never-Mar finish.

100-172 Crimpable Hook Placement Pliers

Light Wire Pliers without Grooves

Smooth-tipped pliers bend archwires from 0.30mm (.012″) to 0.56mm (.022″). Flat “anvil” area ahead of box joint hinge permits wire straightening and increases grip on wire. Pliers have Never-Mar finish.

100-130P Light Wire Pliers without Grooves

0.64mm (.025″)

0.64mm (.025″)
Beak Tip

Wires to 0.56mm
(.022″)

Light Wire Pliers with Three Grooves

The Light Wire Pliers with Three Grooves feature three grooves at the tip with a loop closing groove at the base of the beak. Bends round, square and rectangular wires up to 0.020″.

100-125 Light Wire Pliers with Three Grooves

Safety Distal End Cutter Pliers

Designed to shear cut archwires and securely hold distal end of wire. Pliers cut within 0.5mm (.0197″) of buccal tube. Pliers have the Never-Mar finish.

100-138P Safety Distal End Cutter Pliers

Standard Ligature Cutter Pliers

Sharp edges are effective for all soft wires, pins and elastics up to 0.41mm (.016″). Pliers have the Never-Mar finish.

100-140P Standard Ligature Cutter Pliers

Posterior Band Removing Pliers

Stainless steel with medium length jaw and inserted tip. Pliers have the Never-Mar finish.

100-141P Posterior Band Removing Pliers
100-161 Replacement Tip

Weingart Pliers

Most popular utility pliers with long-wearing tips.
Pliers have the Never-Mar finish.

100-149P Weingart Pliers

Arch Contouring Pliers—Smooth

Designed for creating proper contour in anterior segment of archwire.
Degree of curve can be varied by regulating position of wire in beaks.
Pliers have the Never-Mar finish.

100-128 Arch Contouring Pliers—Smooth

Wires to 0.56mm
(.022″)

Sep-A-Rings® Placing Pliers

Designed for placing TPO Sep-A-Rings, pliers limit excessive expansion which could cause rings to break. Rounded beaks protect patient and positively hold rings during placement.
May be used with large or small Sep-A-Rings.

100-135 Sep-A-Rings Placing Pliers

Mosquito Hemostat Straight Tip

Straight 11.4 cm (4.5″) thin tip is serrated to provide tight grip for ligating elastomeric ligatures. Click-lock handles.

100-132 Mosquito Hemostat

Mathieu Style Tying and Elastomeric Pliers

Stainless steel pliers with and without carbide inserted tips and self-locking handles.

100-146 Tying and Elastomeric Pliers with Tip Insert
100-185 Tying and Elastomeric Pliers without Tip Insert

Click-It® Forceps

The Click-It Forceps Assembly is designed exclusively for Click-It Self-Ligating Aesthetic Brackets and includes the frame, release tips and insertion tip.

The release tips are design to easily open/close the Click-It bracket. The insertion tips assist with wire engagement in difficult to reach posterior segments.

The Click-It Angled Forceps Assembly is designed primarily for the posterior brackets so the forceps can be most effective with the tips being oriented parallel to the labial surface of the tooth. They can also be used on anterior teeth, eliminating the need for two forceps, as long as the tips are being applied parallel to the labial surface of the tooth.

The angled forceps include a self-aligning stop feature to ensure the tips remain in the optimum position for bracket activation and to help prevent rapid tip wear.

100-198 Click-It Forceps Assembly
Each
100-098 Click-It Forceps Assembly, Angled, includes release tips
Each

100-199 Click-It Release Tips (5 Left, 5 Right)
Package of 10
100-200 Click-It Insertion Tips
Package of 5
100-099 Click-It Release Tips, Angled, 45° (5 Left, 5 Right)
Package of 5

Wax Spatula

Wax Spatula No. 7. stainless steel, overall length 15.8 cm (6.25″).

100-320 Wax Spatula

Cement Spatulas

Thin, flexible, stainless steel blades.

100-342 Cement Spatula, 3.8 cm (1.5″) Blade
100-343 Cement Spatula, 5.1 cm (2″) Blade

Plaster Spatula

Perfectly shaped to fit contour of plaster bowls for ease in mixing. Stainless steel blade is 8.9 x 3.8 cm (3.5″ x 1.5″). Plastic handle.

100-310 Plaster Spatula

Plaster Knife

Thin, sharp steel blade is 4.1 cm (1.625″), overall length 13.7 cm (5.375″). Wooden handle.

100-300 Plaster Knife

Instrument Shield

Use prior to heat sterilization to lubricate and protect instruments. Contains a special additive that dissolves organic debris build-up in plier box joints.

Helps extend life of instruments when used after every cleaning. Immerse clean instruments into solution for 30 to 45 seconds. Remove instruments and allow excess solution to drain. Instruments are then ready for sterilization.

100-878 Instrument Shield, 3.8 L (1 gallon)
100-879 Instrument Shield, .95 L (1 quart)

Notes:

11 OFFICE AND LABORATORY SUPPLIES

TP Orthodontics, Inc.
tportho.com
cosmeticbraces.com

OFFICE AND LABORATORY SUPPLIES

Impression Supplies

- Impression Trays
  - Extend-O®
  - Solay®
  - Norm-O®
- Dispatula
- Utility Wax Strips
- Mor-Tight
- Bite Wafers
- Dental Flexibole
- Flexible Plastic Model Base Former
- Plastic Model Base Former
- Rubber Model Base Former
- Orthodontic Plaster
- Algisolv Tray Cleaner
- Model Finishing Soap
- Model Carrying Case
- Model Storage Boxes

Bracket Inventory Boxes

Lab Supplies

- SAL® Retainer System
- Bluegrass Roller
- TP Original Lab Wire
- Acrylic Liquid Dispenser Bottle
- Hawley Labial Bow
- Modified Adams Clasp
- Ball-End Clasp
- Quick Form Retainer Squares
- Reflex® Double Coil Spring
- Acetate Tracing Paper
- Tracing Paper Sleeves

Office Supplies

- Brace Relief™ and Brace Gard™
- Free-N-Easy® Mouthguard
- Appliance Carrying Case

Educational Materials

- Acrylic Study Models
- Wax Typodonts
- Gorilla Model
- Tip-Edge PLUS® Guide, Sixth Edition
- Tip-Edge® Orthodontics, Second Edition

Extend-O® Orthodontic Impression Trays

Teflon

Bright Anodized

Color Anodized

Deeper impressions are easily obtained with Extend-O impression trays. Maxillary and mandibular flanges are extended to accurately follow the labial and buccal alveolar processes to the depth of the mucobuccal fold.

- Tray bodies can be easily adapted to fit unique arch forms of each patient
- Positive post-damming ridge
- Easily adjustable soft aluminum
- Circular, concave cast aluminum handle allows firm grip

	Teflon Coated	Bright Anodized		Color Anodized
Upper Sizes				
1	**125-011**	**131-011**	Tan	**123-011**
2	**125-012**	**131-012**	Magenta	**123-012**
3	**125-013**	**131-013**	Gold	**123-013**
4	**125-014**	**131-014**	Copper	**123-014**
5	**125-015**	**131-015**	Red	**123-015**
6	**125-016**	**131-016**	Blue	**123-016**
7	**125-017**	**131-017**	Green	**123-017**
8	**125-018**	**131-018**	Charcoal	**123-018**
Lower Sizes				
1	**125-001**	**131-001**	Tan	**123-001**
2	**125-002**	**131-002**	Magenta	**123-002**
3	**125-003**	**131-003**	Gold	**123-003**
4	**125-004**	**131-004**	Copper	**123-004**
5	**125-005**	**131-005**	Red	**123-005**
6	**125-006**	**131-006**	Blue	**123-006**
7	**125-007**	**131-007**	Green	**123-007**
8	**125-008**	**131-008**	Charcoal	**123-008**
Large Set	**125-100**	**131-100**		**123-100**
Mini-Set	**125-800**	**131-800**		**123-800**

Large set includes upper and lower sizes 2 through 8.
Mini-set includes upper and lower sizes 3, 4, 5 and 6.
Individual Sizes: Package of 1

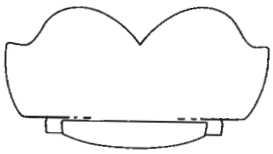

Extend-O Flange Height

Dispatula

Preserves life of trays when cleaning.

100-311 Dispatula
Package of 25

OFFICE AND LABORATORY

Solay® Disposable Impression Trays

Plastic, disposable impression trays save valuable time, are cost-effective and convenient to use. No need to sterilize or worry about scratching trays during cleanup.

- Inner etched tray surface for alginate retention
- No retention sprays necessary
- No retention slits or perforations to cause impression material leakage
- Two small round holes allow a minor amount of alginate through to monitor setting time
- Extended flanges for deeper impressions
- Rounded tray borders eliminate the need for protective wax strips
- Can be used more than once; store trays with patient records for progress models and retainer impressions
- Size molded onto tray handle. Each size is a different color.

Patented

Size	Upper/Lower	Color	Order No.
1	Upper	Yellow	**177-105**
1	Lower	Yellow	**177-106**
2	Upper	Pink	**177-107**
2	Lower	Pink	**177-108**
3	Upper	Purple	**177-109**
3	Lower	Purple	**177-110**
4	Upper	Green	**177-111**
4	Lower	Green	**177-112**
Assorted Starter Kit*			**177-100**

*Kit Includes: One pair size 1, three pair size 2, four pair of size 3, two pair size 4
Individual sizes: Package of 20

Norm-O® Impression Trays

Norm-O impression trays incorporate all the exclusive design features of Extend-O trays, except flange height is reduced. Excellent for patients with small mouths or low gingival sulcii, as with cleft lip patients.

Teflon-Coated

Upper Sizes	Perforated	Lower Sizes	Perforated
1	**125-011**	1	**125-001**
2	**179-012**	2	**179-002**
3	**179-013**	3	**179-003**
4	**179-014**	4	**179-004**
5	**179-015**	5	**179-005**
6	**179-016**	6	**179-006**
7	**179-017**	7	**179-007**
8	**179-018**	8	**179-008**
Large Set			**179-100**
Mini-Set			**179-800**

Large set includes upper and lower sizes 2 through 8.
Mini-set includes upper and lower sizes 3, 4, 5 and 6.
Individual sizes: Package of 1

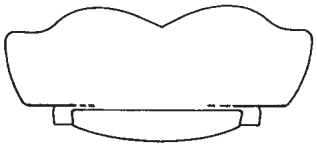

Norm-O Flange Height

Utility Wax Strips

28 cm (11″) long x 5mm (0.1875″) thick white wax strips are ideal for building up impression trays, preserving the periphery roll, extending trays or postdamming. Approximately 64 strips in each box.

100-604 Wax Strips

Mor-Tight

Provides deeper impressions when tray height proves inadequate. Will not discolor white plaster or harm oral tissues. Box contains 72 conveniently separated 30 cm x 6.35mm (12″ x 0.25″) strips.

One layer is usually sufficient; however, if more height is desired, additional layers may be added. Maximum results may be obtained by cooling Mor-Tight if it is too soft – or warming if it is too hard.

100-450 Mor-Tight

Bite Wafers

The 4.76mm (0.1875″) thick wafers are adaptable to arch form and large enough for any arch. Can also be used to take quick, simple impressions to record tooth relationships—such as lower anterior crowding.

100-615 Bite Wafers
Package of 36

Dental Flexibole

Easy-to-clean and long lasting—even under abrasive action and prolonged usage. Alginates, plaster, stone, investments and other materials will not stick to surface. More flexible than rubber. Unaffected by most chemicals and solvents.

100-667 Flexibole (600 cc)

Flexible Plastic Model Base Former

Fabricated from flexible, blue plastic, generously shaped in all dimensions to provide sufficient plaster base for trimming. Smooth and flexible for easy separating and cleaning. Translucent material allows recognition of air bubbles and confirmation of correct positioning. Side extensions aid in removal.

	Width*	Depth*	Length*	Order No.
Small	10.2 cm (4″)	3.2 cm (1.25″)	6.7 cm (2.625″)	**100-807**
Medium	10.2 cm (4″)	3.8 cm (1.5″)	6.7 cm (2.625″)	**100-808**
Large	11.4 cm (4.5″)	3.2 cm (1.25″)	7.6 cm (3″)	**100-809**
X-Large	11.4 cm (4.5″)	3.8 cm (1.5″)	7.6 cm (3″)	**100-810**

*Inside Dimensions

Plastic Model Base Former

Fabricated from sturdy blue plastic that facilitates separation and cleaning. Rigid walls hold shape when vibrating or carrying. Upper and lower shapes are identical. Unique “ears” aid separation and add stability to sides.

	Width*	Depth*	Length*	Order No.
Small	10.2 cm (4″)	3.2 cm (1.25″)	6.7 cm (2.625″)	**100-805**
Medium	10.2 cm (4″)	3.8 cm (1.5″)	6.7 cm (2.625″)	**100-804**
Large	11.4 cm (4.5″)	3.2 cm (1.25″)	7.6 cm (3″)	**100-803**
X-Large	11.4 cm (4.5″)	3.8 cm (1.5″)	7.6 cm (3″)	**100-802**

*Inside Dimensions

Rubber Model Base Former

Fabricated from durable, black rubber for flexibility and longevity. Walls are 4.8mm (0.1875″) thick. Generously shaped in all dimensions to provide sufficient plaster base for trimming. Upper and lower molds identical. Smooth finish and flexibility provide easier separation and cleaning. Style “O” has cut-out in back. Style “P” has plain back edge.

Style “P”

Style “O”

	Width*	Depth*	Length*	Order No.
Medium	10.2 cm (4″)	3.8 cm (1.5″)	6.7 cm (2.625″)	**100-801**
Large	11.4 cm (4.5″)	3.2 cm (1.25″)	7.6 cm (3″)	**100-800**
X-Large	11.4 cm (4.5″)	3.8 cm (1.5″)	7.6 cm (3″)	**100-806**

*Inside Dimensions
(Specify style “O” or “P”)

Orthodontic Plaster

An exceptional quality plaster formulated specifically for orthodontic models. Plaster is snow white and extremely fine and hard with low setting expansion.

Working consistency is three parts plaster to one part water. Initial setting time 12 to 15 minutes. Final setting time 25 to 30 minutes. Especially resistant to breakage with compression strength of 44,850 kPa (6500 psi). Shipped in convenient 11 kg (25 lb.) net weight cartons for ease of handling and storage.

Shipping Information

TPO ships plaster to customers in the United States and Canada only. Shipments in the continental United States are by United Parcel Service. Shipments to Alaska and Hawaii are by Parcel Post, Special Handling. Shipments to Canada are by Parcel Post.

101-270 Plaster

Algisolv Tray Cleaner

Quickly removes alginate residue without discoloring metals. Saves time and trays by greatly reducing the need for scraping and scrubbing. Teflon finished trays come out clean; metal trays bright and shiny. One bottle provides several gallons of solution.

The only material recommended for cleaning TPO impression trays.

100-254 Algisolv, 1 lb. (454 g)

Model Finishing Soap

Produces truly beautiful study models. Immerse the thoroughly dry models in the solution for approximately 15 minutes—rinse with warm water, let dry, then polish with a soft, dry cloth.

TPO soap will remain in suspension indefinitely and may be used from four to eight weeks if kept clean in a covered container.

100-880 Model Finishing Soap, 3.8 L (1 gallon)

Model Carrying Case

Convenient, safe method of transporting orthodontic models. Accommodates 20 full sets. Models are arranged on two layers, fully surrounded by thick cushions of polyurethane. Each model half nestles in own separate depression.

Cushioned interior is protected by sturdy, molded black case with durable, locking latches. Size of case 47.6 x 36.2 x 13.3 cm (18.75″ x 14.25″ x 5.25″).

100-106 Model Carrying Case
100-107 Foam Insert Replacement

Model Storage Boxes

Specifically designed to accommodate orthodontic models. Each style holds four sets of models in complete safety. Unique diagonal divisions are ideally placed to adapt to the trimmed model bases.

Precision made of sturdy, double-faced corrugated board approximately 2mm (0.09375″) thick. Shipped in single flat pieces for convenient storage. Assemble quickly as needed.

Available with chalk white finish in two sizes.

100-400 Medium Model Storage Box
100-401 Large Model Storage Box
Package of 1

Medium
24.8 x 15.9 x 5 cm
(9.75″ x 6.25″ x 2″)
Shipping weight of 50 boxes is approximately 8 kg (17 lbs).

Large
26.7 x 16.5 x 5 cm
(10.5″ x 6.5″ x 2″)
Shipping weight of 50 boxes is approximately 9 kg (20 lbs).

Bracket Inventory Boxes

Convenient plastic storage boxes with molded inserts measure 12.7 x 18.4 cm (5″ x 7.25″). Boxes provide separate compartments for organizing bonding attachments. Brackets not included.

100-905 Straight-Edge® Inventory Box
100-907 Nu-Edge® Inventory Box
100-908 Twin-Edge® Inventory Box
100-909 Advant-Edge® Inventory Box
24 compartments

100-913 Large Inventory Box
28 compartments

100-900 Small Inventory Box
18 compartments

SAL® (Self-Activating Loop)
Retainer System

Patented

Guarantees continuous activation for retainers and spring aligners for long-term stability. Activation is supplied by nickel titanium loops. Short loops are most often recommended for maximum comfort and proper seating. Long loops are for maxillary appliances or for patients with long clinical crowns.

392-000 SAL Retainer System, long loop
Package of 10 (5 left, 5 right)

392-001 SAL Retainer System, short loop
Package of 10 (5 left, 5 right)

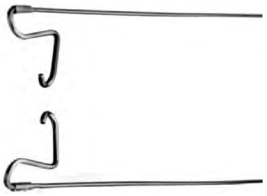

Bluegrass Roller

Rollers are available in packages of five to fabricate bluegrass appliances.

Proven to be extremely successful for correcting thumb sucking problems. The patient is instructed to turn the roller with their tongue rather than sucking on the thumb. Thumb sucking often stops immediately, although the bluegrass appliance should remain in the mouth for about six months to ensure the habit has been broken.

Bluegrass appliances are also available from our custom lab service. Send an impression or a poured model, with or without preselected and fitted molar bands enclosed.

Designed by Dr. Bruce Haskell and Dr. John Mink.

611-025 Bluegrass Roller
Package of 5

TP Original Lab Wire

Strong, with excellent memory qualities. Nick resistant and easy to form. Polished and packaged in 30.5 cm (12") lengths.

0.71mm (.028")	0.81mm (.032")	0.91mm (.036")
706-028	**706-032**	**706-036**

Package of 25

Acrylic Liquid Dispenser Bottle

Plastic 56.7 g (2 oz.) bottle with dispensing needle simplifies and improves acrylic appliance fabrication. Drip-proof needle provides maximum control of acrylic liquid when added to powder.

100-111 Dispenser Bottle and Needle
Package of 2

100-112 Replacement Needles
Package of 10

Hawley Labial Bow

Labial retainer wires are precision formed from stainless steel. Offered in 12 sizes for accurate size gradations in 2mm increments. Complex bends are preformed in three dimensions.

mm	0.71mm (.028″)	0.81mm (.032″)
34	**610-234**	**610-334**
36	**610-236**	**610-336**
38	**610-238**	**610-338**
40	**610-240**	**610-340**
42	**610-242**	**610-342**
44	**610-244**	**610-344**
46	**610-246**	**610-346**
48	**610-248**	**610-348**
50	**610-250**	**610-350**
52	**610-252**	**610-352**
54	**610-254**	**610-354**
56	**610-256**	**610-356**
Kit*	**610-230**	**610-330**

*Kits include 60 wires of assorted sizes and a measuring gauge.
Individual sizes: Package of 10

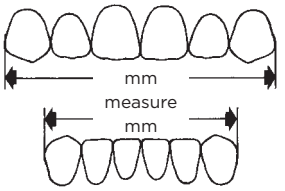

Size is determined by millimeter measurement between distal surfaces of cuspids. Measure midway along labial surface of teeth.

Modified Adams Clasp

Precision made for uniformity and convenience. Loops include undercuts of adjacent teeth for improved retention. Formed from 0.71mm (.028″) stainless steel wire in eight sizes for bicuspids and molars. Sizes are measured from midline of loop to midline of loop.

mm	0.71mm (.028″)	mm	0.71mm (.028″)
5	**224-081**	10	**224-086**
6	**224-082**	11	**224-087**
7	**224-083**	12	**224-088**
8	**224-084**		
9	**224-085**	Kit*	**224-080**

*Kit includes 80 clasps, 10 of each size.
Individual sizes: Package of 10

Ball-End Clasp

Preformed retainer clasps with smooth, round ball heads. Precision formed from highest quality stainless steel for maximum strength without brittleness.

100-821 Ball-End Clasp, 0.71mm (.028″)
100-822 Ball-End Clasp, 0.81mm (.032″)
Package of 50

Quick Form Retainer Squares

Thinner squares are recommended for Essix-type retainers that have incisal coverage from cuspid-to-cuspid. Thicker quick form squares are suggested for occlusal retainers that cover all teeth.

100-009 Quick Form Retainer Squares, 0.51mm (.020″) thick
100-010 Quick Form Retainer Squares, 0.76mm (.030″) thick
100-012 Quick Form Retainer Squares, 1.01mm (.040″) thick
Package of 25

Reflex® Double Coil Spring



Formed from 0.30mm (.012″) nickel titanium wire with a 1.4mm (.055″) I.D. coil. Double coil springs fit over rods of distalizing appliances. Can be cut to desired length. Excellent memory provides optimum, continuous expansion or maintenance forces over time. Package contains three 18 cm (7″) lengths.

210-508 Reflex Double Coil Spring
Package of 3

Acetate Tracing Paper

Uniformly cut in 20 x 25cm (8″ x 10″) sheets for easier, more accurate tracing.

100-860 0.13mm (.005″) thick
100-861 0.08mm (.003″) thick
Package of 100

Tracing Paper Sleeves



Clear, plastic sleeves fit 20 x 25cm (8″ x 10″) tracing sheets.

100-862 Tracing Paper Sleeves
Package of 1

Brace Relief™ and Brace Gard™

Brace Relief gel can be applied on gingival or soft tissue for temporary relief of irritation. Brace Gard silicone can be placed directly on wires or brackets. Brace Relief pocket kits include one tube of gel, four rods of silicone and instructions. Extra silicone rods may be purchased separately in boxes containing three rods.

100-211 Brace Relief Pocket Kits – 1 gel and 4 silicone rods
Package of 12 kits

100-213 Brace Gard Silicone – 3 silicone rods only
Package of 12 boxes

Brace Relief and Brace Gard are trademarks of Infa-Lab.

Free-N-Easy® Mouthguard

Molded from two materials: clear and high-visibility yellow plastic. Ideal for all contact sports. Loose fit is especially suitable for those wearing orthodontic appliances. Offers protection to teeth, lips, gingiva and appliances. Allows free talking and breathing.

Fits mixed or permanent dentitions. Easy to place by folding in middle. Occlusal ridges provide additional protection and greater stability from lateral blows to the mandible.

100-536 Clear Free-N-Easy Mouthguard
100-537 Yellow Free-N-Easy Mouthguard
Package of 1

Appliance Carrying Case

Convenient cases for all removable orthodontic appliances. Sturdy molded one-piece construction furnishes full protection for contents when carried in pocket or purse. Unique clasp snaps case tightly closed, presses to open. Available in a variety of colors.

Note: 100-933 Blue Retainer Case is designed for retainers and is slightly smaller than the other cases.

100-933 Blue Retainer Case
100-932 Royal Blue Appliance Case
100-935 Copper Appliance Case
100-936 Pink Appliance Case
100-937 Green Appliance Case
100-938 Silver Appliance Case
100-939 Marine Blue Appliance Case
100-934 Assorted Colors Appliance Cases – Contains two each of copper, pink, green, silver and marine blue
Package of 10

Acrylic Study Models

Attractive acrylic study models are excellent for patient consultations, office personnel instruction and study group or seminar presentations. A wide variety of pretreatment malocclusions and finish models are offered. Custom acrylic model service is also available to produce acrylic models directly from a patient's alginate impressions or plaster models. Please call TPO for more information about this service.

White Teeth
with White Base

800-151 One-Color

White Teeth
with Pink Base

800-251 Two-Color

Appliances
on Acrylic Models

Call for details

Aluminum Hinge
on Acrylic Models

800-101 Aluminum Hinge

Wax Typodonts

Excellent for orthodontic instruction at courses and seminars. When heated, teeth will move in response to forces applied by archwires, elastics and auxiliaries. Typodonts should remain in oven or water at 60°C (140°F) for 30 to 60 minutes for most effective tooth movement. Class II, Division 1 malocclusions are available on plastic articulators. Any TPO bracket system may be added to typodonts on request.

Bases are each threaded (0.25″-20 coarse thread) to enable individual use with bench mounted swivels.

800-510 Wax Typodont without Appliances

Gorilla Model

A real conversation piece for the office! Beautifully sculptured and soaped, this model is made from impressions taken of soft tissues rather than a dried specimen or skull. Sizes and relationships of teeth are interesting to professionals and laymen alike.

100-894 Gorilla Model

Tip-Edge PLUS® Guide

Sixth Edition

Peter C. Kesling, DDS, ScD

This edition of the popular textbook has been completely revised to cover all aspects of Tip-Edge PLUS® brackets, with special emphasis on the distinctive deep tunnel feature. The book is 260 pages and is bound in hardcover for the first time. It contains many detailed illustrations and photographs of over 30 individual cases.

100-113 Guide – English, Sixth Edition

Tip-Edge® Orthodontics

Second Edition

Richard Parkhouse, BDS Hons (Lond), FDS, DOrth, RCS (Eng)

The second edition of Dr. Richard Parkhouse's book, "Tip-Edge® Orthodontics and the PLUS Bracket" is now available. This edition features full color photographs and new clinical cases.

For those already using Tip-Edge, it offers a readily followed and logical approach to treatment, incorporating the most recent advances.



- Stage-by-stage descriptions of technique
- Clinical cases demonstrate versatility in the correction of different malocclusion types
- Repeated comparison with conventional straight wire appliances to aid understanding
- Descriptions of both extraction and nonextraction methods
- Illustrated by typodont set-ups and line drawings

Author and popular lecturer Dr. Richard Parkhouse is recognized throughout the world as one of the foremost developers of the technique.

100-101 Tip-Edge Orthodontics – English, Second Edition

Notes:

KEYWORD AND NUMERIC INDEXES

TP Orthodontics, Inc.

tportho.com
cosmeticbraces.com

KEYWORD AND NUMERIC INDEXES

Product Keyword Index

Custom Keyword Index

Numeric Index

A

Acetate Tracing Paper....174
Acrylic Liquid Dispenser Bottle....172
Acrylic Study Models....176
Adhesives
eXact Clear....137
Mixing and Orientation Tray....141
Right-On....138
Turbo Bond II....137
Advant-Edge I
Andrews....52
Ricketts....54
Roth....56
Advant-Edge II
Roth....58
Aesthetic
Coil Springs....123
Coated Crimpable Hook....111
Crimpable Stop....112
Ribbed Crimpable Hook....111
Wire....91-92
Aesthetic Bracket Systems....1–22
ClearVu Mini....1-2
ClearVu Mini with
Pre-Applied Adhesive....3-4
Click-It Self-Ligating....17
InVu....7, 9, 11
InVu Mini....6, 8
InVu Mini with
Pre-Applied Adhesive....12, 14
InVu with Pre-Applied Adhesive....13, 15
Tip-Edge PLUS Ceramic....19
Tip-Edge PLUS Ceramic with
Pre-Applied Adhesive....20
Aesthetic Wire....91-92
Algisolv Tray Cleaner....169
Andrews
Advant-Edge I....52
Straight-Edge I....42
Angular Twisted Ligature Ties....108
Appliance
Flip-Lock HERBST....144
Jasper Vektor....143
Outrigger....114
Pre-Finisher....147
Appliance Carrying Case....175
Arch Bar
Palatal Preformed....114
Palatal Reverse....114
Arch Contouring Pliers....161
Arch Length Ruler....104
Archwire
See Wire
Auxiliary Combo Boxes....120

B

Ball-End Clasp....173
Ball-End Lingual Hook....82
Band Cement, CrossLink Light Cure....139
Band Pusher....157
Bands....84–90
GripTite....84
Pre-Fit....86
Prewelded Band Assemblies....85
Prewelding Service....90
Baurmash Bondable Arch Bar....154
Bi-Dimensional Brackets
ClearVu Mini....1-4
Nu-Edge....25
Big Foot Pad....65
BioTech
Nu-Edge....29-30
Bite Stick....157
Bite Wafers....167
Bluegrass Roller....171
Bond-a-Bar....154
Bondable Lingual Button....81
Bondable Lingual Cleat....83
Bondable Lingual Hook....82
Bondable Lingual Retainers....151–154
Baurmash Bondable Arch Bar....154
Labial Trauma Splint....153
Lingual Bond-A-Splint....154
Lower Bicuspid to Bicuspid....151
Lower Combination Cuspid-Bicuspid....152
Lower Cuspid to Cuspid....152
Lower Lateral to Lateral....153
Perio Bond-a-Bar....154
Ruler....153
Upper Central to Central....151
Bondable Pads....65
Bondable Plastic Button....81
Bondable Traction Hook....113
Bond-A-Splint Retainers....154
Bonding Forceps....156
Book
Tip-Edge Orthodontics....177
Tip-Edge PLUS Guide....177
Bow-Flex Wire....99
Boxes
Auxiliary Combo....120
Bracket Inventory....170
Model Storage....170
Brace Gard....175
Brace Relief....175
Bracket ID
Advant-Edge....60
ClearVu Mini....5
Click-It....18
InVu....16
Nu-Edge....31
NV Hybrid....36
Straight-Edge I....46
Straight-Edge II....40
Tip-Edge PLUS....49
Tip-Edge PLUS Ceramic....21
Tip-Edge Rx-I....51
Bracket Inventory Boxes....170
Bracket Placing Forceps....156
Brackets
Aesthetic....1–22
ClearVu Mini....1-2
ClearVu Mini with
Pre-Applied Adhesive....3-4
InVu....7, 9-11
InVu Mini....6, 8
InVu Mini with
Pre-Applied Adhesive....12, 14
InVu with
Pre-Applied Adhesive....13, 15
Self-Ligating, Click-It....17
Tip-Edge PLUS Ceramic....19
Tip-Edge PLUS Ceramic with
Pre-Applied Adhesive....20
Metal....23–24
Advant-Edge I....52-57
Advant-Edge II....58-59
Nu-Edge....23-30
Nu-Edge Mini....24
NV Hybrid....32-33
NV Hybrid with
Pre-Applied Adhesive....34-35
Straight-Edge I....41–45
Straight-Edge II....37-39
Tip-Edge PLUS....47-48
Tip-Edge Rx-I....50
Twin-Edge....62
Bump-R-Sleeve Tubing....136

C

"C" Separation Maintainers....122
Caplets
CrossLink Band Cement....139
Carousel Dispenser....133
Refill Tubes....133
Cement Spatula....163
Ceramic Brackets
See ClearVu; See Click-It; See InVu;
See Tip-Edge PLUS Ceramic;
See also Aesthetic Bracket Systems
Chairside....155–158
Chrome Alloy Wire
Shiny Bright....102
Clasps
Ball-End....173
Modified Adams....172
Class II Correction....143–145
Flip-Lock HERBST....144
Jasper Vektor Appliance....143
ClearVu
MBT....2, 4
Pre-Applied Adhesive....3-4
Roth....1, 3
Cleat-Lug....82
Click-It Forceps....17, 162
Click-It Self-Ligating
Forceps....17, 162
MBT....17
Closed Coil Springs....123
Co-Ax Wire....104
Pre-Cut....105
Cobalt Chromium Brackets.
See Nu-Edge
Coil Springs
Closed....123
Double....123, 173
Open....123
Reflex....123
Coil, Wire
Bow-Flex....99
Co-Ax....104
Reflex....94
TP Original Wire....100
Crimpable Hook....111
Crimpable Hook Placement Pliers....159
Crimpable Stop....112
CrossLink Cement Intensifier....140
CrossLink Light Cure Band Cement....139
Curved Anterior Arch Ruler....113

D

Debonding Burs....157
Dental Flexibole....168
Dentaloy Ligature Wire....108
Differential Straight-Arch....106
Dispatula....165
Dispensers
Carousel....133
Elastics....132
Preformed Archwire....107
Divider....155
Dontrix Gauge, Stress and Tension....156
Double Coil Springs....123

E

E-Chain 134
Educational Materials 176–177
E-Kit 135
Elastics
Col-R-Lastics 129–131
Dispenser 132
Tru-Force Latex 129–131
Bulk Pack 131
Carton 129
Master Pouch 130
Wearing Guide 132
Elastics and Elastomers 129–136
Elastics Bags, Empty 132
Elastic Thread 136
Elast-O Chain 134
E-Links Modules 134
Enamel Conditioner
Gel 140
Solution 140
Syringe 140
eXact Clear Orthodontic Adhesive 137
Expansion Swivel Key 158
Extend-O Impression Trays 165
Extraoral 126–127

F

Facebow 126
Finger Ring Mounts, Oriented Auxiliaries 121
Flexible Plastic Model Base Former 168
FLEX-Retractor 142
Flip-Lock HERBST Appliance 144
Forceps
Bonding 156
Bracket Placing 156
Click-It 17, 162
Formed Archwires
See Wire Arch Form
Four-Spur Torque 117
Free-N-Easy Mouthguard 175

G

Gold Tone Stainless Steel Wire 103
Gorilla Model 176
GripTite Molar Bands 84

H

Hawley Labial Bow 172
Headgear, Reverse Pull 127
Heat-Activated Wire
Reflex Nickel Titanium 96
Center Bend 97
Heat Resistant Bite Stick 157
Hemostat, Mosquito 161
HERBST Appliance 144
High Pull Headcap Safety Release 127
High Torque System
Nu-Edge 30

I

Impression Supplies 165–170
Impression Trays 165–167
Extend-O 165
Norm-O 167
Solay 166
Individual Root Torque 116
Instruments 155–162
Instrument Shield 163
Intraoral Ruler 117
InVu
MBT 9, 15
Pre-Applied Adhesive 13, 15
Roth 7, 13
Standard Edgewise 11
InVu Mini
MBT 8, 14
Pre-Applied Adhesive 12, 14
Roth 6, 12

J

Jasper Vektor Appliance 143
Archwire Lock 143

K

Knife, Plaster 163
Kobayashi Ligature Ties 108

L

Laboratory Supplies 165–174
Lengths, Wire
Bow-Flex 99
Co-Ax 104
Rounded Rectangular 103
Shiny Bright 102
TP Original 100
TP Original Lab Wire 171
Ligature
Stickyring Holder 132
Straight Shooter Gun 155
Ligature Ties
Angular Twisted 108
Kobayashi 108
Mini Stix 133
Preformed 107
Ligature Wire Spool 108
Light Cure Adhesive
Turbo Bond II 137
Light Cure Band Cement
CrossLink 139
Light Wire Pliers 159-160
Lingual Attachments 81–83
Lingual Button
Bondable 81
Bondable Plastic 81
One-Piece 81
Lingual Cleat
Bondable 83
Lingual Hook
Ball-End 82
Bondable 82
Seating Lug 82
Lingual Molar Sheath 83
Lingual Tongue-Away Shields 142
Lip Bumpers 124–125
Plus 125
With Pads 125
Lip Retractors 142

M

Mathieu Style Tying and
Elastomeric Pliers 162
MBT
ClearVu Mini 2
ClearVu Mini with Pre-Applied Adhesive 4
Click-It 17
InVu 9
InVu Mini 8
InVu Mini with Pre-Applied Adhesive 14
InVu with Pre-Applied Adhesive 15
Nu-Edge 27
Nu-Edge Mini 24
NV Hybrid 33
NV Hybrid with Pre-Applied Adhesive 35
M-D Reducer 155
Metafasix 133
Metal Bracket Systems 23–62
Advant-Edge I 52
Advant-Edge II 58
Nu-Edge 23, 25
Nu-Edge Mini 24
NV Hybrid 32
NV Hybrid with
Pre-Applied Adhesive 34
Straight-Edge I 41
Straight-Edge II 37
Tip-Edge PLUS 47
Tip-Edge Rx-I 50
Twin-Edge 62
Mini Stix Ligature Ties 133
Model Base Former
Flexible Plastic 168
Plastic 168
Rubber 168
Model Carrying Case 170
Model Finishing Soap 169
Models
Acrylic Study 176
Gorilla 176
Wax Typodont 176
Model Storage Boxes 170
Modified Adams Clasp 172
Molar Bands 84–90
GripTite 84
Pre-Fit 86
Molar Cap Remover 158
Molar Cleat 81
Molar Sheath 83
Molar Tubes
First 63-75, 79-80
Cobalt Chromium 70
Combination Convertible 71-72
Combination Flat Back 80
Combination Slant Back 79
Convertible 69-72, 74-75
Convertible with Vertical Slot 70
Double 73
NV Hybrid 68
Triple 74
Ultra Low Profile 63
Second 76-78
Single 76-77
Vertical Slot 78
Mor-Tight 167
Mosquito Hemostat 161
Mouthguard
Free-N-Easy 175

N

Neck Strap and Pad Safety Release 127
Never-Mar 159–161
Nickel Titanium Wire
Reflex 94
Aesthetic 91
Center Bend 95, 97
Heat-Activated 96-97
Reflex 8-Strand 93
Aesthetic 92
Norm-O Impression Trays 167
Nu-Edge
BioTech 29-30
High Torque System 30
MBT 27-28
Roth 25-26
Nu-Edge Mini
MBT 24
Roth 24
NV Hybrid
MBT 33, 35
Molar Tube 68
Pre-Applied Adhesive 34, 35
Roth 32, 34

O

Office and Laboratory Supplies 165–177
One-Piece Lingual Button 81
Open Coil Springs 123
Orthodontic Plaster 169
Outrigger Appliance 114

P

Palatal Arch Bar 114
Perio Bond-a-Bar 154
Pin
Bi-Level 115
Power 115
Plaster
Knife 163
Orthodontic 169
Spatula 163
Plastic Model Base Former 168
Pliers 159–162
Arch Contouring 161
Crimpable Hook Placement 159
Light Wire 159-160
Mathieu Style Tying and Elastomeric 162
Posterior Band Removing 160
Power Crimping 159
Safety Distal End Cutter 160
Sep-A-Rings Placing 161
Standard Ligature Cutter 160
Weingart 161
Porcelain Primer 141
Power Hook 115
Pre-Cut Co-Ax Wire 105
Pre-Finisher Appliance 147–150
Asian 150
Individual 149
Kits 148
Ruler 149
Size Selection 148
Wearing Schedule 147
Pre-Fit Bands
Anterior 89
Bicuspid 87
Cuspid 88
Molar 86
Preformed Archwire Dispenser 107
Preformed Bondable Lingual Retainers ... 151–154
See also Bondable Lingual Retainers
Preformed Ligature Ties 107
Preformed Palatal Arch Bar 114
Pretorqued Archwire 107
Prewelding Service 90
PrimeKote 23, 151

Q

Quick Form Retainer Squares 173

R

Refill Tubes
Carousel 133
Reflex Wire
Aesthetic 91-92
Heat-Activated 96-97
Center Bend 97
Original 94-95
Center Bend 95
Replacement Materials
CrossLink 139
eXact 137
M-D Reducer 155
Right-On 138
Straight Shooter 155
Turbo Bond II 137
Retainer System
SAL 171
Retractors
FLEX 142
Lip 142
Reverse Palatal Arch Bar 114
Reverse Pull Headgear 127
Ricketts
Advant-Edge I 54–55
Straight-Edge I 44
Right-On Self Cure Bonding Adhesive 138
Rotating Spring 118
Roth
Advant-Edge I 56
Advant-Edge II 58
ClearVu Mini 1
ClearVu Mini with Pre-Applied Adhesive 3
InVu 7
InVu Mini 6
InVu Mini with Pre-Applied Adhesive 12
InVu with Pre-Applied Adhesive 13
Nu-Edge 25-26
Nu-Edge Mini 24
NV Hybrid 32
NV Hybrid with Pre-Applied Adhesive 34
Straight-Edge II 38
Rounded Rectangular Wire 103
Rubber Model Base Former 168
Ruler
Arch Length 104
Bondable Lingual Retainers 153
Curved Anterior Arch 113
Intraoral 117
Pre-Finisher Appliance 149

S

Safety Distal End Cutter Pliers 160
Safety Release
High Pull Headcap 127
Modules 127
Neck Strap and Pad 127
SAL Retainer System 171
Seating Lug-Hook 82
Self Cure Adhesive
Right-On 138
Self-Ligating Brackets
Click-It 17
Separators
Self-Locking Springs 122
Sep-A-Rings 121
Super Slick Stick 121
Sep-A-Rings Placing Pliers 161
Services, Prewelding Bands 90
Shields 141–142
Lingual Tongue-Away 142
Tongue-Away 141
Shiny Bright Wire 102
Aesthetic 91
Small Foot Pad 66
Solay Impression Trays 166
Solderable Stop 112
Spatula
Cement 163
Plaster 163
Wax 163
Springs 118–120, 122-123, 173
Closed Coil 123
Double Coil 123, 173
Open Coil 123
Reflex Aesthetic 123
Rotating 118
Side-Winder Uprighting 119
Invisible 119
Standard Uprighting 118
Uprighting 120
Stainless Steel Brackets
See Advant-Edge I; See Advant-Edge II; See Straight-Edge I; See Straight-Edge II; See Tip-Edge PLUS Stainless Steel; See Twin-Edge
Stainless Steel Wire
Bow-Flex 99
Gold Tone 103
Shiny Bright 91, 102
Standard Edgewise
InVu 11
Twin-Edge 62
Standard Ligature Cutter Pliers 160
Stick Separators
Super Slick 121
Stickyring Ligature Holder 132
Stop
Aesthetic Crimpable 112
Crimpable 112
Solderable 112
Straight-Edge I 41
Andrews 42
Ricketts 44
Straight-Edge II 37
Roth 38
Straight Shooter Ligature Gun 155
String
Zing-O 136
Super Slick
Chain 135
Ligature Ties 133
Sep-a-Rings 121
Stick Separators 121
Supplies
Office and Laboratory 165–177
Swivel Key 158

T

Thread
Elastic....136
Zing String....135
TiMolium Wire....93
Aesthetic....92
Tip-Edge Wire....106
Tip-Edge Orthodontics....177
Tip-Edge PLUS
Aesthetic....19
Pre-Applied Adhesive....20
Stainless Steel....47-48
Tip-Edge PLUS Guide....177
Tip-Edge Rx-I....50
Titanium Wire, TiMolium....93
Tongue-Away Shields....141
Torque....116–117
Bar....116
Four-Spur....117
Indivividual Root....116
Two-Spur....117
TP Original Wire....99–101, 171
Tracing Paper
Acetate....174
Sleeves....174
Tru-Force Latex Elastics....129–131
Tubing, Bump-R-Sleeve....136
Turbo Bond II Light Cure Adhesive....137
Twin-Edge
Standard Edgewise....62
Twisted 3-Strand Wire....104
Two-Spur Torque....117

U

Ultra Low Profile Molar Tubes....63
Utility Wax Strips....167

V

Vela Archwire System....98

W

Wax Spatula....163
Wax Strips....167
Wax Typodonts....176
Wearing Guide, Elastics....132
Weingart Pliers....161
Wire....91–110
Aesthetic
Reflex....91
Reflex 8-Strand....92
Shiny Bright....91
TiMolium....92
Bio-Arch I....94-97, 102
Bio-Arch II....94-97, 102
Bio-Arch III....94-97, 102-103
Bio-Arch IV....96-97, 102
Bio-Arch V....94-97, 102
Bow-Flex....99, 106
Broad Arch....92-94
See Vela Archwire System
Co-Ax....104
Pre-Cut....105
Coil
Bow-Flex....99
Co-Ax....104
Reflex....94
TP Original....100
Curved Memory....94-97
Formed Arch
See Wire, Specific Arch Form
Gold Tone Stainless Steel....103
Heat-Activated....96-97
Lengths
Bow-Flex....99
Co-Ax....104
Rounded Rectangular....103
Shiny Bright....102
TP Original....100
Ligature Spool....108
Ligature Ties
Angular Twisted....108
Kobayashi....108
Preformed....107
Nickel Titanium
Reflex....91-98
Reflex 8-Strand....92, 93
Pre-Cut
Co-Ax....105
Pretorqued Archwires....107
Reflex....91-98
Center Bend....95, 97
Coil....94
Heat-Activated....96, 97
Reflex 8-Strand....92, 93
Rounded Rectangular....103
Shiny Bright....91, 102
Stainless Steel
Bow-Flex....99
Gold Tone....103
Rounded Rectangular....103
Standard Arch....93-96, 99, 102-105
Straight Arch....91-97, 99, 102-105
Straight Arch II....94-97, 102
TiMolium....92, 93, 98
Tip-Edge....106
TP Original....99–101, 106, 171
Twisted 3-Strand....104
Vela Arch....98
Woven 8-Strand....105

Z

Zing-O String....136
Zing String Elastomeric Thread....135

A

Aligner System
  Originator S4
Appliance
  Arch Development S21
  Bluegrass S20
  Cetlin / ACCO S22
  Crozat S23
  Decals S32
  Expansion S21
  Flip-Lock HERBST S25
  Functional S24
  Greenfield Molar Distalizer S22
  Habit S20
  Helix S22
  Hyrax S22
  iFinisher S5
  Jackson S23
  Nance S20
  Nord S22
  Palatal Expander S22
  Pendulum S22
  Perfector S14
  Pre-Finisher S6
  Removable S17
  Sagittal S22
  Schwarz S23
  W Arch S22
  Wearing Schedule S13
Arch Development Appliances S21
Articulation Methods S7

B

Bionators S24
Bluegrass Appliance S20
Bond-a-Bar S23
Brackets
  Indirect Bonding S28
Braided Wire Splint S23

C

Clasps S18
Clear Aligner System
  Originator S4
Clear Splint S23
crystal-Flex S8
Custom
  Appliance Decals S32
  Hinge-Axis S11
  Pastel Palates S32

D

Decals S32
Digital Prescription Submission S3

E

Expansion Appliances S21
Expansion Screws S21

F

Finishing Appliances S5–S13
Flip-Lock HERBST Appliance S25
  Type I S25
  Type II S25
Fränkels S24

G

Gelb Splint S23
Gnathological S12

H

Habit Appliances S20
Hawley Retainers S16
Hinge-Axis S11–S12

I

iFinisher Appliance S5
Indirect Bonding
  Brackets S28
  Splints S28
Instructions
  Packaging S31
  Preparing Impressions S31
  Preparing Models S31
Invisible Retainer S23

L

Labial Bows S17
Laboratory Services
  Contact S2
Lingual Arch
  Bonded 3-to-3 ..... S23
  Fixed 3-to-3 ..... S20
  Fixed 6-to-6 ..... S20
  Fixed Bicuspid to Bicuspid S20

M

Maintainer
  Fixed Space S20
Memory Retainers S19
Mini-Positioner S6
Model Sculpture S29–S30
  Tweed S30
Molded Airways S10, S14
Mouthguard
  Varsity S27

N

Nance Appliance S20
Night Guard S23

O

Originator Clear Aligner System S4
  Demonstration Models S4
  Marketing Materials S4
Orthopedic Corrector S24

P

Packaging Impressions / Models S31
Pendulum Appliance S22
Perfector Appliance S14
Pre-Finisher Appliance S6
Preparing Impressions S31
Preparing Models S31
Prescription Forms S3

R

Removable Appliances S17
Retainers
  Hawley S16
  Invisible S23
  Memory S19
  SAL S26
Rick-A-Nator S24

S

SAL Retainer System S26
Screws
  Expansion S21
Seating Springs S9, S14
Services S1–S32
Set-Ups
  Tooth Positioning S7
Socket Bridges S10
Socket Liners S10
Soft or Hard Splint S23
Splints S23
  Indirect Bonding S28
Spring Aligners S15
Springs, Precision Seating S9
Standard Prescription Submission S3
Submission
  Digital Prescription S3
  Standard Prescription S3

T

Thumb Crib S20
Tongue Rake S20
Tooth Positioning Appliances S5
Transpalatal Arch, Fixed S20

V

Varsity Guard S27

100

100-005 ... 132
100-009 to 100-012 ... 173
100-098 to 100-099 ... 17, 162
100-101 ... 177
100-102 ... 149
100-103 to 100-104 ... 153
100-106 to 100-107 ... 170
100-113 ... 177
100-119 to 100-122 ... 157
100-125 ... 160
100-128 ... 161
100-130P ... 159
100-132 to 100-135 ... 161
100-136 ... 156
100-138P ... 160
100-140P to 100-141P ... 160
100-146 ... 162
100-149P ... 161
100-157 ... 156
100-161 ... 160
100-172 ... 111-112, 159
100-179 ... 157
100-185 ... 162
100-192 ... 111-112, 159
100-198 to 100-200 ... 17, 162
100-203 ... 113
100-204 ... 117
100-206 ... 104
100-207 to 100-209 ... 158
100-211 to 100-213 ... 175
100-225 to 100-244 ... 136
100-245 to 100-247 ... 135
100-254 ... 169
100-300 to 100-310 ... 163
100-311 ... 165
100-320 ... 163
100-331 ... 155
100-342 to 100-343 ... 163
100-357 to 100-365 ... 155
100-390 to 100-398 ... 141
100-400 to 100-401 ... 170
100-450 ... 167
100-460 ... 157
100-470 ... 132
100-494 to 100-496 ... 141
100-497 to 100-517 ... 142
100-536 to 100-537 ... 175
100-604 to 100-615 ... 167
100-620 ... 137, 138, 141
100-667 ... 168
100-675 to 100-676 ... 156
100-700 to 100-706 ... 155
100-800 to 100-810 ... 168
100-821 to 100-822 ... 173
100-860 to 100-862 ... 174
100-878 to 100-879 ... 163
100-880 ... 169
100-894 ... 176
100-900 to 100-913 ... 170
100-932 to 100-939 ... 175
100-955 to 100-969 ... 87
101-270 ... 169
105-001 to 105-036 ... 127
105-200 to 105-253 ... 126
123-001 to 123-800 ... 165
125-001 ... 165, 167
125-002 to 125-008 ... 165
125-011 ... 165, 167
125-012 to 131-800 ... 165
150-015 ... 140
150-020 ... 137, 140
150-400 to 150-701 ... 138
150-704 to 150-705 ... 137, 138
150-707 ... 138
150-710 to 150-711 ... 140
150-715 ... 138
150-810 ... 141
150-903 ... 137, 138
150-904 ... 137-139
151-100 ... 137
151-210 ... 138
151-270 to 151-272 ... 137
151-280 to 151-281 ... 139
151-282 ... 140
151-283 to 151-288 ... 139
151-294 ... 137
177-100 to 177-112 ... 166
179-002 to 179-800 ... 167
190-010 to 190-020 ... 148
190-040 to 190-058 ... 149
190-110 to 190-120 ... 148
190-140 to 190-356 ... 149
190-410 to 190-420 ... 148
190-450 to 190-460 ... 149
190-510 to 190-520 ... 148
190-544 to 190-560 ... 149
190-644 to 190-855 ... 150

200

201-130 to 201-143M ... 115
208-100 ... 121
209-801 to 209-958 ... 62
210-393 ... 67
210-396 to 210-397 ... 66, 67
210-493 ... 67
210-500 to 210-502 ... 123
210-508 ... 123, 173
210-510 to 210-515 ... 123
214-001 to 214-012 ... 119
214-179 to 214-192 ... 118
222-001 to 222-302 ... 120
224-004 ... 81
224-007 to 224-008 ... 83
224-010 ... 81
224-011 to 224-015 ... 113
224-017 ... 82
224-020 ... 81
224-030 to 224-050 ... 152
224-080 to 224-088 ... 172
224-105 to 224-106 ... 82
224-112 to 224-113 ... 81
224-114 to 224-115 ... 83
224-116 ... 82
224-118 to 224-125 ... 153
224-130 to 224-150 ... 152
224-200F to 224-220F ... 151
224-224 ... 154
224-225 ... 153
224-226 to 224-228 ... 154
224-300 to 224-323 ... 153
224-330 to 224-350 ... 152
224-430 to 224-460 ... 151
224-529F to 224-560F ... 154
224-800 ... 81
225-003 ... 122
226-008 to 226-009 ... 112
226-009W ... 112
226-010 ... 111
225-010W to 226-020W ... 111
226-011 to 226-013 ... 82
226-014 to 226-020 ... 111
226-031 to 226-033 ... 82
226-128 to 226-200 ... 114
229-000 to 230-131 ... 100
230-402 to 230-590 ... 99
231-038 to 231-236 ... 105
231-300 to 231-331 ... 100
231-355 to 231-375 ... 104
232-400 to 237-531 ... 100
240-105 to 240-112 ... 118
240-121 to 240-124 ... 120
242-000 to 243-135 ... 117
243-216 ... 116
281-070C to 281-094D ... 108
285-004 to 285-079 ... 33
285-004RBX to 285-079RBX ... 35
285-101 to 285-179 ... 32
285-101RBX to 285-179RBX ... 34
290-009 to 290-160 ... 43, 45
290-400 to 290-508 ... 42
290-511 to 290-516 ... 43
290-520 to 290-552 ... 42
290-567 to 290-586 ... 43
290-590 to 290-608 ... 42
290-611 to 290-616 ... 43
290-620 to 290-652 ... 42
290-667 to 290-686 ... 43
290-700 to 290-750 ... 42
290-771 to 290-772 ... 43
290-831 to 290-938 ... 42
290-971 to 290-972 ... 43
291-007 to 291-008 ... 44
291-013 to 291-014 ... 45
291-039 to 291-052 ... 44
291-073 to 291-078 ... 45
291-107 to 291-108 ... 44
291-113 to 291-114 ... 45
291-139 to 291-152 ... 44
291-173 to 291-178 ... 45
291-300 to 291-506 ... 44
291-511 to 291-518 ... 45
291-520 to 291-538 ... 44
291-567 to 291-592 ... 45
291-600 to 291-606 ... 44
291-611 to 291-618 ... 45
291-620 to 291-638 ... 44
291-667 to 291-692 ... 45
291-737 to 291-738 ... 44
291-771 to 291-772 ... 45
291-790 to 291-848 ... 44
291-865 ... 39
291-900 to 291-950 ... 44
291-971 to 291-972 ... 45
291-975 to 291-980 ... 39, 43, 45
291-981 ... 39
291-982 to 291-984 ... 39, 43, 45
291-985 ... 39
292-001 to 292-126 ... 38
292-127 to 292-358 ... 39
292-359 to 292-366 ... 38
292-375 to 292-378 ... 39
292-383 to 292-386 ... 38
292-387 to 292-394 ... 39
292-395 to 292-398 ... 38
293-000 to 293-003 ... 25
293-004 to 293-007 ... 24
293-008 to 293-045 ... 25
293-046 to 293-049 ... 26
293-050 ... 26, 30
293-052 to 293-097 ... 26
293-098 to 293-109 ... 25
293-110 to 293-113 ... 26
293-114 to 293-143 ... 25
293-144 to 293-151 ... 26
293-152 to 293-157 ... 25
293-160 to 293-207 ... 24
293-300 to 293-339 ... 27
293-354 to 293-379 ... 28
293-380 to 293-389 ... 24
293-390 to 293-395 ... 27
293-396 to 293-399 ... 24
293-400 to 293-407 ... 29
293-408 to 293-409 ... 30
293-410 ... 29

293-411 ... 30
293-412 to 293-413 ... 29
293-414 to 293-415 ... 30
293-416 to 293-421 ... 29, 30
293-424 to 293-427 ... 29
293-428 to 293-431 ... 30
293-466 to 293-477 ... 29, 30
293-478 to 293-480 ... 30
293-500 to 293-507 ... 29
293-508 to 293-509 ... 30
293-510 ... 29
293-511 ... 30
293-512 to 293-513 ... 29
293-514 to 293-515 ... 30
293-516 to 293-521 ... 29, 30
293-524 to 293-527 ... 29
293-528 to 293-531 ... 30
293-566 to 293-577 ... 29, 30
293-578 to 293-580 ... 30
293-700 to 293-753 ... 25
293-754 ... 26, 30
293-755 to 293-806 ... 26
293-807 to 293-812 ... 25
293-820 to 293-831 ... 26
293-940 to 293-969 ... 27
293-970 to 293-997 ... 28
294-000 to 294-011 ... 56
294-0016 to 294-0017 ... 56
294-020 to 294-031 ... 52
294-032 to 294-037 ... 54
294-038 to 294-043 ... 52
294-044 to 294-065 ... 56
294-066 to 294-073 ... 52, 56
294-080 to 294-081 ... 54
294-082 to 294-093 ... 56
294-098 to 294-105 ... 52, 56
294-114 to 294-137 ... 56
294-138 to 294-145 ... 52, 56
294-154 to 294-177 ... 56
294-178 to 294-185 ... 52, 56
294-194 to 294-201 ... 56
294-250 to 294-401 ... 52
294-426 to 294-449 ... 53, 57
294-450 to 294-465 ... 56
294-466 to 294-473 ... 52, 56
294-474 to 294-519 ... 53, 57
294-520 to 294-535 ... 52
294-536 to 294-749 ... 53, 57
294-750 to 294-757 ... 54
294-758 ... 54, 55
294-760 to 294-768 ... 54
294-769 ... 55
294-770 to 294-779 ... 53, 57
294-790 to 294-793 ... 54
294-794 ... 54, 55
294-796 to 294-845 ... 55
294-850 to 294-851 ... 54
294-852 ... 54, 55
294-853 to 294-857 ... 55
294-858 to 294-865 ... 54
294-866 ... 54, 55
294-867 to 294-875 ... 55
294-876 to 294-881 ... 54
294-882 ... 54, 55
294-883 to 294-890 ... 55
294-891 to 294-894 ... 54
294-895 to 294-898 ... 55
295-000 to 295-100 ... 58
295-101 to 295-180 ... 59
295-250 to 295-300 ... 58
295-301 to 295-364 ... 59
295-370 to 295-441 ... 58
295-442 to 295-574 ... 59
296-000 to 296-382 ... 50
296-600 to 296-698 ... 48
296-5110 to 296-5280 ... 50
296-5700 to 296-5940 ... 48
297-020 to 297-030 ... 9
297-031CV to 297-036CV ... 2
297-035 to 297-039 ... 9
297-040 to 297-050 ... 7
297-051CV to 297-056CV ... 1
297-055 to 297-057 ... 7
297-060 to 297-113 ... 6
297-070RBX to 297-113RBX ... 12
297-120 to 297-137 ... 7
297-124RBX to 297-137RBX ... 13
297-138 to 297-139 ... 6
297-138CV to 297-139CV ... 1
297-138CVX to 297-139CVX ... 3
297-138RBX to 297-139RBX ... 12
297-140 to 297-147 ... 7
297-140RBX to 297-147RBX ... 13
297-148 to 297-169 ... 6
297-148CV to 297-169CV ... 1
297-148CVX to 297-169CVX ... 3
297-148RBX to 297-169RBX ... 12
297-170 to 297-172 ... 7
297-170RBX to 297-172RBX ... 13
297-174 to 297-177 ... 6
297-174RBX to 297-177RBX ... 12
297-178 to 297-188 ... 7
297-178RBX to 297-188RBX ... 13
297-190 to 297-209 ... 9
297-194RBX to 297-221RBX ... 15
297-210 to 297-221 ... 10
297-222 to 297-228 ... 7, 10
297-222RBX to 297-228RBX ... 13, 15
297-236 to 297-274 ... 10
297-236RBX to 297-274RBX ... 15
297-284 to 297-291 ... 7, 10
297-284CV to 297-291CV ... 1, 2
297-284CVX to 297-291CVX ... 3, 4
297-284RBX to 297-291RBX ... 13, 15
297-292 to 297-295 ... 7
297-292CV to 297-295CV ... 1
297-292CVX to 297-295CVX ... 3
297-292RBX to 297-295RBX ... 13
297-296 to 297-299 ... 10
297-296CV to 297-299CV ... 2
297-296CVX to 297-299CVX ... 4
297-296RBX to 297-299RBX ... 15
297-303 to 297-397 ... 8
297-303RBX to 297-397RBX ... 14
297-310CV to 297-383CV ... 2
297-310CVX to 297-383CVX ... 4
297-400 to 297-403 ... 9
297-400RBX to 297-403RBX ... 15
297-404 to 297-407 ... 6
297-404CV to 297-407CV ... 1
297-404CVX to 297-407CVX ... 3
297-404RBX to 297-407RBX ... 12
297-408 to 297-411 ... 8
297-408CV to 297-411CV ... 2
297-408CVX to 297-411CVX ... 4
297-408RBX to 297-411RBX ... 14
297-418 to 297-421 ... 6, 8
297-418CV to 297-421CV ... 1, 2
297-418CVX to 297-421CVX ... 3, 4
297-418RBX to 297-421RBX ... 12, 14
297-426 to 297-429 ... 6
297-426CV to 297-429CV ... 1
297-426CVX to 297-429CVX ... 3
297-426RBX to 297-429RBX ... 12
297-446 to 297-449 ... 8
297-446CV to 297-449CV ... 2
297-446CVX to 297-449CVX ... 4
297-446RBX to 297-449RBX ... 14
297-490CV ... 1
297-490CVX ... 3
297-495CV ... 2
297-495CVX ... 4
297-598 to 297-674 ... 19
297-905 to 297-965 ... 11
299-000 to 299-075 ... 17

300

328-054 to 328-354 ... 83
336-020 to 336-131 ... 99
336-200 to 336-250 ... 106
336-320 to 336-531 ... 99
336-600 ... 107
336-700 to 337-525 ... 106
343-102 to 343-107 ... 116
350-001 to 350-009 ... 107
351-018 to 351-022 ... 122
352-000 to 352-001D ... 121
352-018 to 352-022 ... 122
352-037 to 352-252 ... 114
353-000 to 353-002 ... 121
353-018 to 354-022 ... 122
360-000 to 360-034 ... 131
361-010 to 361-015 ... 132
361-074 to 361-099 ... 133
362-000 to 362-034 ... 130
362-200 ... 132
362-500 to 362-534 ... 129
370-000 to 370-014 ... 131
371-011 to 371-014 ... 132
372-000 to 372-014 ... 130
372-500 to 372-514 ... 129
380-157 to 380-196 ... 103
380-238 to 380-254 ... 102
380-300 to 380-434 ... 124
380-460 to 380-504 ... 125
381-046 to 381-091 ... 102
381-063W to 381-089W ... 91
381-100 to 381-109 ... 103
381-120 to 381-137 ... 104
381-144 to 381-155 ... 105
381-158 to 381-189 ... 94
381-158W to 381-194W ... 91
381-191 to 381-194 ... 102
381-195 to 381-196 ... 107
381-197 to 381-198 ... 102
381-201 to 381-208 ... 105
381-211 to 381-236 ... 94
381-245 to 381-254 ... 102
381-258 to 381-283 ... 94
381-310 to 381-327 ... 93
381-310W to 381-327W ... 92
381-351 to 381-364 ... 103
381-366 to 381-381 ... 95
381-382 to 381-385 ... 103
381-386 to 381-395 ... 95
381-396 to 381-399 ... 103
381-400 to 381-417 ... 95
381-450 to 381-452 ... 103
381-500 to 381-509 ... 94
381-520 to 381-541 ... 95
381-550 to 381-565 ... 94
381-570 to 381-591 ... 97
381-600 to 381-621 ... 96
381-622 to 381-669 ... 98
381-788 to 381-831 ... 96
381-832 to 381-875 ... 97
382-001 to 382-002 ... 107
382-008 to 382-012 ... 108
382-114 to 382-116 ... 94
382-874 to 382-940 ... 133
383-050 ... 134
383-500 to 383-521 ... 95
383-530 to 383-555 ... 94
383-560 to 383-585 ... 102
383-600 to 383-621 ... 97
383-630 to 383-651 ... 96

383-916 to 383-941 133
384-000 135
384-001 to 386-050 134
386-497 to 386-499 93
386-499W to 386-534W 92
386-501 to 386-541 93
386-550 to 386-555 98
387-001 to 387-065 102
387-070 to 387-124 95
387-130 to 387-194 94
387-200 to 387-254 97
387-260 to 387-314 96
388-050 to 388-071 134
388-249 to 389-000 135
389-001 to 389-071 134
389-249 to 389-250 135
390-050 to 390-172 134
390-249 to 390-273 135
391-002 to 391-012 ..... 66, 67
391-068 to 391-082L 67
391-093 to 391-098 80
391-101 to 391-110 71
391-121 to 391-136 78
391-137 to 391-140 77
391-141 to 391-156 74
391-173 to 391-180 77
391-181 to 391-196 78
391-205 to 391-216 73
391-217 to 391-220 77
391-225 to 391-228 73
391-235 to 391-254 70
391-256 to 391-259 69
391-268 to 391-269 71
391-270 to 391-273 72
391-281 to 391-336 78
391-341 to 391-356 70
391-361 to 391-368 74
391-372 to 391-379 79
391-391 to 391-406 77
391-407 to 391-410 79
391-412 to 391-415 74
391-418 to 391-421 79
391-426 to 391-433 75
391-451 to 391-464 71
391-474 to 391-499 66
391-4912 to 391-4927 68
391-502 to 391-509 71
391-510 to 391-517 72
391-520 to 391-559 69
391-560 to 391-561 74
391-568 to 391-573 75
391-576 to 391-585 66
391-586 to 391-589 67
391-590 to 391-593 66
391-594 to 391-597 67
391-600 to 391-631 66
391-632 to 391-639 76
391-648 to 391-649 73
391-652 to 391-667 69
391-668 to 391-671 76
391-672 to 391-675 71
391-680 to 391-691 73
391-701 to 391-704 70
391-710 to 391-721 80
391-738 to 391-751 63
391-766 to 391-773 76
391-776 to 391-783 69
391-784 to 391-799 76
391-814 to 391-823 63
391-830 to 391-841 66
391-854 to 391-869 76
391-872 to 399-879 79
391-880 to 391-887 76
391-907 to 391-910 ..... 47, 79
391-912 to 391-927 68
391-930 to 391-945 63
391-946 to 391-961 64
391-962 to 391-973 73
392-000 to 392-001 ..... 171, S26

600

610-230 to 610-356 172
610-400 to 610-430 144
610-500 to 610-536 143
611-025 171
670-105 to 670-110 ..... S4

700

700-181E to 700-183E S4
706-028 to 706-036 171

800

800-067 ..... S4
800-101 to 800-510 176

900

900-101 to 920-101 89
922-225 to 922-325 88
940-105 to 942-107 87
944-725 to 947-826 86
964-502 to 964-509 85
964-725 to 964-726 84
965-536 to 965-541 85
965-825 to 965-826 84
966-508 to 966-509 85
966-725 to 966-726 84
967-628 to 967-629 85
967-825 to 967-826 84

RB

RB297-602 to RB297-660 20